

THE CONTINUING COMMITTEE



Organized Play Guide

Version 4.4

(March 8th 2019)

New and updated sections since the last version are marked **[NEW]** or **[UPDATED]**.

Contents

Section 1: Introduction.....	4
1.1 – Hierarchy	4
1.2 – Accountability	4
1.3 – Questions and Comments [UPDATED]	4
Section 2: General Guidelines [UPDATED]	5
Section 3: Registering a Tournament	6
Section 4: Sanctioned Tournament Formats	7
4.1 – Formats	7
4.1.1 – Constructed	7
4.1.2 – Draft [UPDATED]	7
4.1.3 – Sealed [UPDATED]	8
4.2 – Card Pools [UPDATED]	8
4.2.1 – Complete	8
4.2.2 – Limited	8
4.2.3 – Traditional	8
4.2.4 – Virtual	9
4.2.5 – Block	9
4.2.6 – Academy	9
4.2.7 – Excelsior [NEW]	9
4.2.8 – Hall of Fame [NEW]	9
4.3 – Rules	10
4.3.1 – Official (OTF)	10
4.3.2 – Open	10
4.3.3 – Warp Speed	10
4.3.4 – Standard	10
4.3.5 – Slipstream	10
4.4 – Optional Scenarios [UPDATED]	11

4.4.1 – Deck Lottery	11
4.4.2 – No Such Thing as Luck.....	11
4.4.3 – Standard Orbit	11
4.4.4 – The "Cool" Tournament.....	11
4.4.5 – Race to the Alpha Quadrant.....	12
4.4.6 – Bend the Rules [UPDATED].....	12
4.4.7 – Public Playtesting [NEW]	12
4.4.8 – Biermeister [NEW].....	12
Section 5: Printable Card and Sleeving Policies.....	13
5.1 – Printable Card Policy [UPDATED]	13
5.1.1 – Print Quality.....	13
5.1.2 – Tournament Legality of Virtual Cards and Errata [UPDATED]	13
5.2 – Sleeving Policy.....	13
Section 6: Altering a Tournament	14
Section 7: Running a Tournament	15
7.1 – Tournament Directors Participating in their Own Event [UPDATED].....	15
7.2 – Initial Pairings [UPDATED]	15
7.3 – Time Warning and Extra Time	16
7.4 – Ending a Round	16
7.4.1 – Calculating Differential	16
7.4.2 – Calculating Cumulative Victory Points.....	18
7.5 – Possible Match Results [UPDATED]	18
7.5.1 – Tribbles Match Results [NEW]	18
7.6 – Pairings for Subsequent Rounds	19
7.7 – Determining the Winner After the Final Round	19
7.8 – Tournament Conduct [UPDATED]	20
7.9 – Concession.....	21
7.10 – Automatic Game Loss	21
Section 8: Reporting a Tournament	22
Section 9: Heats	23
Section 10: Match Play [UPDATED].....	24
10.1 – Who Goes First in Match Play?.....	24
10.2 – Seeded Match Play Brackets	25
Section 11: High-Level and Specialty Tournaments [UPDATED].....	27
11.1 – The Road to the World Championships	27
11.1.1 – Regional Championships [UPDATED].....	27
11.1.2 – Continental Championships [UPDATED]	28
11.1.3 – World Championships [UPDATED].....	28
11.2 – Other High-Level Tournaments	29
11.2.1 – National Championships [UPDATED]	29
11.2.2 – Trek Masters Championships [UPDATED].....	29
11.3 – Specialty Tournaments [UPDATED]	30
11.3.1 – Release Tournaments.....	30
11.3.2 – Chair’s Challenge	30
11.4 – Applications or Bidding to Run an Event [UPDATED]	31
Section 12: World Championship Trek Leagues	32
12.1 – Forming a League [UPDATED]	32
12.2 – League Schedule [UPDATED].....	32
12.3 – League Promos	32
12.4 – Scoring League Tournaments	32

12.5 – Bonus Points.....	33
12.5.1 – Headquarters / Affiliation Bonus	34
12.5.2 – Participation Bonus	34
12.5.3 – New Mission Bonus	34
12.6 – Playoffs [UPDATED]	34
12.7 – WCT Champions League Tournament	34
Section 13: Guidelines for Online Play [UPDATED]	35
13.1 – Software Required [UPDATED]	35
13.2 – Additional Rules	35
13.3 – Time Limits [UPDATED]	35
13.4 – Delayed Results and Extensions	35
13.5 – Incomplete Games	35
13.6 – Software Crashes	36
Section 14: Video Policy [UPDATED]	37
Section 15: Conclusion	37
15.1 – Credits	37
15.2 – Contact Information [UPDATED]	37
15.3 – Interim Organized Play Rulings	37
Glossary [UPDATED]	38
Appendix A – Tournament Software Guide [UPDATED]	40
Appendix B – Tournament Code of Conduct [NEW].....	43

Section 1: Introduction

The Continuing Committee has created this guide to ensure that all Star Trek CCG events are run consistently. This document contains a brief description of the Continuing Committee's goals for Organized Play across the globe, it's expectations for tournament directors, and information on how to run both sanctioned and non-sanctioned events.

The Continuing Committee's Department of Organized Play shall govern the scheduling, sanctioning, and rating of official Star Trek CCG events; including *First Edition* (1E), *Second Edition* (2E) and Tribbles (TR). The Director of Organized Play will also create, publish, and update documentation describing consistent methods to run events for these three games.

1.1 – Hierarchy

The Continuing Committee's Department of Organized Play will be responsible for enabling tournament directors (TDs) to manage events in their respective areas. Additionally, skilled and dedicated directors will be selected to administer higher level events throughout the year. Three Continental Coordinators (based in Australia, Europe and North America) will manage the allocation of these events and will strive to improve cooperation and communication between player groups. Finally, the Director of Organized Play will oversee all aspects of the department's operations and will consider the community's best interests in executing The Continuing Committee's Organized Play proposals.

1.2 – Accountability

In the interests of maintaining a high standard of excellence for Organized Play on behalf of the Continuing Committee, any player may raise problems or concerns they have with a tournament director to any Continental Coordinator or to the Director of Organized Play, as needed. Contact information can be found in Section 15.2.

1.3 – Questions and Comments [UPDATED]

Questions or comments involving the Continuing Committee's Organized Play Guide, tournament schedule, format eligibility, etc. can be sent via e-mail or private message (PM) on the forums to any member of the Department of Organized Play. Contact information can be found in Section 15.2. In most cases, the same policies and procedures apply to *First Edition* (1E), *Second Edition* (2E), and Tribbles (TR) events. In the specific cases where there are differences amongst the three games, this Organized Play Guide will spell out which game the stipulation applies to.

Section 2: General Guidelines [UPDATED]

Both sanctioned and non-sanctioned tournaments should be registered at the Continuing Committee's website www.trekcc.org, to allow for the promotion of all events. All information about tournament status, format, special rules, entry fees and prizes offered should be clearly stated in the tournament listing and any promotional / advertising materials in advance of the event. Any entry fees a tournament director charges to participants should also be aimed at covering the cost of expenses and prizes. The Continuing Committee asks that its tournament directors uphold all applicable laws of the region or country where the tournament is being held regarding entry fees and prizes.

Sanctioned tournaments must meet the following criteria: registration on the www.trekcc.org website at least 24 hours prior to the start date / time, recognized format, a minimum of three players, and a minimum of three rounds played (1E and 2E). In the case of a sanctioned 3-person *First Edition* or *Second Edition* event, each player will complete two games and be awarded a BYE in their third game. Sanctioned Tribbles tournaments require a minimum of five rounds played regardless of the number of players.

Only sanctioned tournaments can contribute to Continuing Committee player ratings, but not all sanctioned tournaments will affect player ratings. Unrated tournaments are marked as such in the tournament listings. Non-sanctioned events may also follow any tournament structure but will not affect a player's rating on www.trekcc.org.

Tournament games should always be played according to the most current rules. The exact rules documents required will depend on the game being played and the format of the tournament. The most recent versions of rulebooks, current rulings and other official documentation are available from the Continuing Committee's website: www.trekcc.org. If the rules do not fully answer a question or settle a disagreement, the tournament director is the final authority.

See Section 4 for a list of sanctioned formats and the respective rules documents required for each format. Besides the rules documents, tournament directors should also have Section 7 of this Organized Play Guide (preferably the entire guide) on hand or accessible, as well as the Continuing Committee's Code of Conduct which may be found in the attached Appendices.

Section 3: Registering a Tournament

Any member of the community may register an event at www.trekcc.org. Tournament directors are asked to ensure they are up to speed on the Continuing Committee's documentation and procedures for sanctioned events, as well as the game rules for the appropriate edition of Star Trek CCG or Tribbles CCG.

Before registering a tournament, tournament directors should secure a venue for the event. They should seek the permission from the venue's owner (if any) and follow any policies and/or guidelines of the venue during their events. Tournament directors are encouraged to provide promotional materials (flyers or other signage) advertising the event to post at the venue (with the venue's permission) and to advertise the event on the forums / social media.

Once a tournament director has fulfilled these requirements, they may then register the tournament online at www.trekcc.org. Appendix A describes how to do this. The following information must be included:

- Date & Time
- Venue Address
- Edition (*First Edition*, *Second Edition* or Tribbles)
- Format (see Section 4, below)
- Entry fee (if any)
- Prizes (if any)
- Number of rounds (minimum: three for *First Edition* / *Second Edition*, or five for Tribbles)
- Tournament director's name and contact information

A minimum of three rounds are required to sanction a *First Edition* or *Second Edition* tournament. However, more rounds may be required to determine an outright winner if there are more than eight players at a tournament. Additionally, the Department of Organized Play recommends careful consideration of the number of players when deciding on the number of rounds to play. Table 3.0.1 shows the number of rounds that the Department of Organized Play recommends:

Number of Players	Minimum Recommended Number of Rounds (1E/2E)
3 - 7	3
8 - 15	4
16 - 24	5
25 - 34	6
35 - 45	7
46+	8

Table 3.0.1: Minimum Recommended Number of Rounds for *First Edition* and *Second Edition* Tournaments

Section 4: Sanctioned Tournament Formats

There are a number of options when it comes to sanctioned Star Trek CCG and Tribbles CCG events registered on www.trekcc.org. A sanctioned event should comprise a format, a card pool and a set of rules. Additionally, scenarios may be employed as well.

4.1 – Formats

The formats listed in the table below may be used in *First Edition* (1E), *Second Edition* (2E) and Tribbles (TR) events as described.

Formats	1E	2E	TR	Overview
Constructed	✓	✓	✓	Players build their decks prior to the event.
Draft	✓	✓	✓	Players choose cards to build a deck at the event.
Sealed	✓	✓	✓	Players are provided with cards to build a deck at the event.

4.1.1 – Constructed

May be used for First Edition, Second Edition and Tribbles events.

Players at constructed events are required to bring a deck built out of their own collection of cards prior to the event. Once the event has begun, the deck may not be changed.

4.1.2 – Draft **[UPDATED]**

May be used for First Edition or Second Edition events.

Players at these events draft the contents of the card pool (sealed product, tournament director compiled boosters, etc.) at the event and must then build their decks from the drafted cards. Players may be provided with an optional fixed set of cards, such as: those from an Official Tournament Sealed Deck [1E]; or the Infinite Diversity Draft Kit [2E]; or a random pre-constructed deck, such as a starter deck [1E or 2E]. These cards are not drafted but are instead used to supplement the drafted cards.

The tournament director should divide the players into drafting groups of between three and six players, ensuring that groups are as large as possible while keeping them all approximately the same size. Players then open their first set of cards to be drafted as instructed by the tournament director, select one card and pass the remaining cards to the player on their left. Players should then take the cards passed to them and repeat the process of selecting a card and passing the rest on until no cards remain to be passed. This process is repeated for all remaining items to be drafted, with players alternating the direction in which they pass the cards with each rotation (e.g. the first pack passes to the left, the second pack passes to the right, the third pack passes to the left, etc.)

Once drafting is complete, players should be given at least 30 minutes to build/customize their decks and may use any or all the cards they were provided with. This includes any optional fixed set of cards as well as those that were drafted. Players may not use any cards they were not provided with at the event. Players may change their decks between rounds using any or all the cards they were provided with. All rules limiting the number of copies of any card that may be used in a deck or dilemma pile are suspended in draft events.

For reference, The Continuing Committee offers virtual starter decks for both *First Edition* and *Second Edition*. *First Edition* decks may be found at: <https://www.trekcc.org/1e/decklists/index.php?mode=virtual>. *Second Edition* decks may be found at: <https://www.trekcc.org/decklists/index.php?mode=virtual>. Lastly, a Virtual Pack Creator, is also available at www.trekcc.org/vpc. This tool may be used by tournament directors to create virtual booster packs for either *First Edition* or *Second Edition*, including Infinite Diversity draft packs for use in *Second Edition* draft events.

4.1.3 – Sealed [UPDATED]

May be used for First Edition, Second Edition and Tribbles events.

Players at sealed events are given a limited number of cards at the event from which they must build their deck from. Typically, this will involve a fixed set of cards, such as: those from an Official Tournament Sealed Deck [1E] or a random pre-constructed deck, such as a starter deck [1E or 2E]. Additionally, the player may receive a number of optional booster packs. Players should be given at least 30 minutes to build/customize their decks prior to the start of the event and may use any or all the cards they were provided with. Players may not use any cards they were not provided with at the event. Players may change their decks between rounds using any or all the cards they with which they were provided. All rules limiting the number of copies of any card that may be used in a deck or dilemma pile are suspended in sealed events.

For reference, The Continuing Committee offers virtual starter decks for both *First Edition* and *Second Edition*. *First Edition* decks may be found at: <https://www.trekcc.org/1e/decklists/index.php?mode=virtual>. *Second Edition* decks may be found at: <https://www.trekcc.org/decklists/index.php?mode=virtual>. Lastly, a Virtual Pack Creator is also available at www.trekcc.org/vpc. This tool may be used by tournament directors to create virtual booster packs for either *First Edition* or *Second Edition*.

4.2 – Card Pools [UPDATED]

The card pools listed in the table below may be used in *First Edition* (1E), *Second Edition* (2E) and Tribbles (TR) events as described.

Card Pools	1E	2E	TR	Overview
Complete	✓	✓	✓	All cards.
Limited	✓	✓	✓	A subset of all cards.
Traditional	✓	✓	✓	Only cards produced by Decipher, Inc.
Virtual	✓	✓	✓	Virtual cards, virtual promos, and Authorized Proxies.
Block	✓			A rotating subset of printable cards.
Academy		✓		Only missions and common/starter/virtual cards.
Excelsior		✓		Only cards from the limited Excelsior pool.
Hall of Fame		✓		Only cards from the limited Hall of Fame pool.

4.2.1 – Complete

May be used for First Edition, Second Edition and Tribbles events.

This is the default card pool for most constructed events. It comprises all virtual cards (those bearing a “V” rarity), all virtual promo cards (those bearing a “P” or “VP” rarity), all cards that have received errata, and all physical cards produced during the Decipher era from 1994 through 2007, whether owned or printed.

4.2.2 – Limited

May be used for First Edition, Second Edition and Tribbles events.

This is the default card pool for most sealed events. It comprises a subset of all cards, as determined by the tournament organizer. A subset may include cards from a particular expansion, cards from a group of expansions, or cards with a particular property (Example: [1E] TNG property-logo cards). Prior to the use of limited card pools in championship-level tournaments (see Section 11) where constructed format is used, the tournament organizer must have their card pool formally approved by the Department of Organized Play (see Section 15.2 for contact details).

4.2.3 – Traditional

May be used for First Edition, Second Edition and Tribbles events.

This card pool comprises only physical cards produced during the Decipher era from 1994 through 2007 whether owned or printed. Virtual cards (those bearing a “V” rarity), including virtual promos (those bearing a “P” or a “VP” rarity) are strictly prohibited. Prior to the use of the Traditional card pool in championship-level tournaments (see Section 11), the tournament organizer must have their event formally approved by the Department of Organized Play (see Section 15.2 for contact details).

4.2.4 – Virtual

May be used for First Edition, Second Edition and Tribbles events.

This card pool comprises only virtual cards (those bearing a “V” rarity), virtual promo cards (those bearing a “P” or “VP” rarity), and Authorized Proxy cards. Authorized Proxies are a special set of proxy cards comprising all missions, non-unique / universal personnel, and non-unique ships. Physical cards produced during the Decipher era from 1994 through 2007 are strictly prohibited. However, players may use a physical card in place of a virtual promo card, if such a card exists. Prior to the use of the Virtual card pool in championship-level tournaments (see Section 11), the tournament organizer must have their event formally approved by the Department of Organized Play (see Section 15.2 for contact details).

4.2.5 – Block

May be used for First Edition events only.

This card pool comprises only *First Edition* virtual cards (those bearing a “V” rarity) in the current block, the previous block, and any that are cited on the core card list. The card lists located at www.trek.org/1e identify which block an expansion belongs to, and whether the expansion forms part of the current block or a previous block. They also identify the core card list. Prior to the use of the Block card pool in championship-level tournaments (see Section 11), the tournament organizer must have their event formally approved by the Department of Organized Play (see Section 15.2 for contact details).

4.2.6 – Academy

May be used for Second Edition events only.

This card pool comprises only *Second Edition* cards with a rarity of common (“C”), starter (“S”) or virtual (“V”); and all *Second Edition* missions regardless of rarity. No other cards, including any virtual promo (“VP”) cards, are legal in this format. Prior to the use of the Academy card pool in championship-level tournaments (see Section 11), the tournament organizer must have their event formally approved by the Department of Organized Play (see Section 15.2 for contact details).

4.2.7 – Excelsior [NEW]

May be used for Second Edition events only.

This card pool comprises a subset of *Second Edition* cards which changes periodically, following the Excelsior campaign storyline. The card list at https://www.trekcc.org/2e/print_excelsior.php identifies which cards are currently legal for the Excelsior campaign. Prior to the use of the Excelsior card pool in championship-level tournaments (see Section 11), the tournament organizer must have their event formally approved by the Department of Organized Play (see Section 15.2 for contact details).

4.2.8 – Hall of Fame [NEW]

May be used for Second Edition events only.

This card pool comprises a subset of *Second Edition* cards which expands annually as additional cards are ‘retired’ by a selection committee. The card list at https://www.trekcc.org/2e/print_hof.php identifies which cards are currently ineligible in Hall of Fame format. Prior to the use of the Hall of Fame card pool in championship-level tournaments (see Section 11), the tournament organizer must have their event formally approved by the Department of Organized Play (see Section 15.2 for contact details).

4.3 – Rules

The rules listed in the table below may be used in *First Edition* (1E), *Second Edition* (2E) and Tribbles (TR) events as described.

Rules	1E	2E	TR	Overview
Official (OTF)	✓			The current preferred rules for all [1E] events.
Open	✓			The original Decipher, Inc. era rules.
Warp Speed	✓			Reduced victory conditions for quicker games.
Standard		✓	✓	The current preferred rules for all [2E] and [TR] events.
Slipstream		✓		Reduced victory conditions for quicker games

4.3.1 – Official (OTF)

May be used for First Edition events only.

The Official Tournament Format rules aim to provide a balanced environment and level playing field for *First Edition* events. It is the preferred format for all high-level (L2+) tournaments. Required documents: 1E OTF Rules, 1E OTF Ban List, 1E Glossary, 1E Current Rulings (CRD), 1E Conversion Rules, 1E Converted Cards List. Recommended documents: 1E Dilemma Resolution Guide, 1E Rulebook, 1E Virtual Errata File.

4.3.2 – Open

May be used for First Edition events only.

These are the original Decipher, Inc. era *First Edition* rules. Required documents: 1E Glossary, 1E Current Rulings (CRD), 1E Conversion Rules, 1E Converted Cards List. Recommended documents: 1E Dilemma Resolution Guide, 1E Rulebook, 1E Virtual Errata File.

4.3.3 – Warp Speed

May be used for First Edition events only.

These rules offer players reduced victory conditions for quicker games. A player wins when they has completed one planet mission and one space missions regardless of points scored. The time limit for each round in Warp Speed is 30 minutes. Required documents: 1E Warp Speed Rules, 1E Glossary, 1E Current Rulings (CRD). Recommended documents: 1E Dilemma Resolution Guide, 1E Rulebook, 1E Virtual Errata File, 1E Conversion Rules.

4.3.4 – Standard

May be used for Second Edition and Tribbles events only.

The Standard rules aim to provide a balanced environment and level playing field for *Second Edition* and Tribbles events. They are the preferred format for all high-level (L2+) tournaments for these two games. Second Edition required documents: 2E Rulebook, 2E Current Rulings (CRD), 2E Current Errata. Tribbles required documents: Tribbles Rulebook.

4.3.5 – Slipstream

May be used for Second Edition events only.

These rules offer players reduced victory conditions for quicker games. A player wins when they has 50 points and has completed at least one mission of any type. The time limit for each round in Slipstream is 30 minutes. Differential is capped at 50 points in Slipstream tournaments. See the Glossary entry on Differential for more information. Required documents: 2E Rulebook, 2E Current Rulings (CRD), 2E Current Errata.

4.4 – Optional Scenarios [UPDATED]

The optional scenarios listed below may be used in *First Edition* (1E), *Second Edition* (2E) and *Tribbles* (TR) events as described. They are intended to make events fun and unpredictable. As such, they will not affect a player's rating on www.trekcc.org.

Optional Scenarios	1E	2E	TR	Overview
Deck Lottery	✓	✓	✓	Play a random deck each round.
No Such Thing as Luck	✓	✓		Play your deck, then your opponent's deck.
Standard Orbit	✓	✓	✓	Players rotate games multiple times each round.
The "Cool" Tournament	✓	✓	✓	The "coolest" decks earn special prizes.
Race to the Alpha Quadrant		✓		Players receive a random rule for each game.
Bend the Rules	✓	✓	✓	Players donate non-perishable food items in-game for a benefit.
Public Playtesting	✓	✓	✓	Players use cards that are still in development
Biermeister	✓	✓		Players drink one beer for every Victory Point earned

4.4.1 – Deck Lottery

May be used for First Edition, Second Edition and Tribbles events.

In this scenario, players begin the event by playing their deck in the first round. For all subsequent rounds, players are randomly assigned a different deck and must play it in their game / round with only minimal time to look through it. Players and tournament directors should take care to ensure that decks are marked so that they can be returned to their original owners at the conclusion of the event. Players should also be sure to take extra care to ensure that their decks are intact before leaving the tournament venue. This format is sanctioned but unrated.

4.4.2 – No Such Thing as Luck

May be used for First Edition and Second Edition events.

This scenario requires an even number of rounds scheduled to be played. Players use their own decks in the odd-numbered (1st, 3rd, 5th, etc.) rounds, then exchange decks with their opponents and play again in the even-numbered (2nd, 4th, 6th, etc.) rounds. Players and tournament directors should take care to ensure that decks are marked so that they can be returned to their original owners at the conclusion of the event. Players should be sure to take extra care to ensure that their decks are intact before leaving the venue. This format is sanctioned but unrated.

4.4.3 – Standard Orbit

May be used for First Edition, Second Edition and Tribbles events.

In this scenario, players rotate in and out of games as they are in progress. Every fifteen minutes of each round, the tournament director will instruct players to rotate one position to their left (clockwise), leaving their current game and entering a new game. Players entering a game should receive a brief summary of the game state from the player they are replacing, and then pick up where the former player left off. If a game ends before the end of the round, players reset and begin new games. The winner is determined by combining the individual's score with the score of their deck. Players and tournament directors should take care to ensure that decks are marked so that they can be returned to their original owners at the conclusion of the event. Players should be sure to take extra care to ensure that their decks are intact before leaving the venue. This format is sanctioned but unrated.

4.4.4 – The "Cool" Tournament

May be used for First Edition, Second Edition and Tribbles events.

In this scenario, it's not about winning but what you play and how you play it. Style is the name of the game, where the "coolest" decks earn special prizes (and not just the winning decks!) The tournament director may award prizes to the "coolest" decks at their discretion. This format is sanctioned but unrated.

4.4.5 – Race to the Alpha Quadrant

May be used for Second Edition events only.

In this scenario, players are randomly assigned a special rule before each game. There are a number of different rules and one should be randomly selected by each player before each game. Once per tournament, a player may reject their rule and randomly select a different rule for that game. Players may not have the same rule more than once per tournament; should such a rule be randomly selected, players must randomly select again. The tournament director should record each player's rule for a given round on their scorecard. This format is sanctioned but unrated. Additional required document: 2E Race to the Alpha Quadrant Rules.

4.4.6 – Bend the Rules [UPDATED]

May be used for First Edition, Second Edition and Tribbles events.

In this scenario, players are charged an entry fee of one non-perishable food item per round scheduled, with all proceeds going to a local food bank at the end of the event. Players may also bring additional non-perishable food items to spend during the tournament in order to “bend the rules,” thereby activating any number of special abilities listed in the Peldor Joi Gratitude Festival Rules. These abilities can only be used once per game, unless otherwise indicated. Each item donated in this manner is given to the eventual winner of that game, and tournament directors are encouraged to award a special prize to the player who collects the most non-perishable food items during the event. This format is sanctioned but unrated. Additional required document: Peldor Joi Gratitude Festival Rules.

4.4.7 – Public Play Testing [NEW]

May be used for First Edition, Second Edition and Tribbles events.

In this scenario, players have the option of using cards in their decks that are not yet released and are still in development. The intent is to provide feedback to the design team on the power level of these play test cards relative to the existing card pool for a given game. Typically, these events coincide with a specific period of time when some of these play test cards have been made available for public use and comment. This format is sanctioned but unrated.

4.4.8 – Biermeister [NEW]

May be used for First Edition and Second Edition events.

This scenario requires all participants to be of legal drinking age. A Biermeister functions much like a regular tournament, with the caveat that players are required to drink one beer for every two Victory Points (VP's) they earn in the event. Following the conclusion of the final round, players are required to have finished all the drinks associated with their VP total or risk disqualification. The tournament director may declare drink equivalents (e.g. one glass of wine = two beers, etc.) at their discretion. This format is unsanctioned and unrated.

Section 5: Printable Card and Sleeving Policies

The Continuing Committee allows the use of printed cards in sanctioned events, which necessitates policies outline standards in the printing and sleeving of both physical and virtual cards, as well as the sleeving of physical cards. As the quality of printing and type of sleeves vary so greatly, in general, players should always be directed to their tournament director for a final ruling as to the legality of printing and sleeving for any given event. In general, a printed and sleeved card is acceptable if the Tournament Director is not able to distinguish a face-down printed card from a face-down physical card.

5.1 – Printable Card Policy [UPDATED]

All cards, whether produced by Decipher, Inc. or The Continuing Committee, are printable and legal for use in sanctioned events.

5.1.1 – Print Quality

The front of a printed card must be in color and all relevant text must be readable. The print quality of the card must be as high as reasonably possible. It must be complete and intact with no missing parts or alterations that substantially impact gameplay. Printable cards should not be printed on any kind of paper that will distort the image or allow the cards to be marked or otherwise detected. This includes the use of most foil and hologram paper.

5.1.2 – Tournament Legality of Virtual Cards and Errata [UPDATED]

Virtual cards (those bearing a “V” rarity) are legal for tournament play seven (7) days after they have been released. Virtual cards are legal for release tournaments immediately upon release. Errata are legal for tournament play immediately. Any exceptions to this policy will be noted on www.trekcc.org.

Promo cards distributed by the Continuing Committee in prize kits are legal for play as soon as they have been won. This includes White-Border Preview cards (those bearing a “P” rarity) that have not yet been released in a virtual expansion.

5.2 – Sleeving Policy

If a deck includes any number of printable cards, each card in the deck must be sleeved. Conversely, if a player is not using any printed cards, that player is not required to use sleeves. Printed cards should be printed on just one side of paper and must be played with a physical backing card behind them in a sleeve. The printed card does not need to be attached to the backing card, but it should not be able to easily move around, or slide out of, the sleeve. Double-sided cards must be played in a deck sleeved with 100% opaque sleeves to avoid detection.

It is recommended that physical Star Trek CCG or Tribbles CCG cards are used for backing cards. Physical cards of the correct size from other games may be used as backing cards, but they must be played in a deck sleeved with 100% opaque sleeves to avoid detection.

Section 6: Altering a Tournament

Although highly discouraged, there are occasions when it may be necessary to change the number of scheduled rounds for a tournament about to begin, or in progress. *Example: If the tournament's attendance is too large for the number of announced rounds, the number of rounds may be extended beforehand.*

The number of rounds should be changed before the event (if possible) and only with the approval of all the players in attendance. A tournament in progress should only be modified in the case that all players unanimously agree (*Example: If the event is proceeding slower than anticipated*), or in the case of an emergency (*Example: The venue is forced to close.*)

In the event that the number of rounds for a tournament does change, the tournament director should correct the event's listing on www.trekcc.org before entering the results. Appendix A describes how to do this.

Section 7: Running a Tournament

Tournament directors should arrive at the tournament venue at least fifteen minutes before the scheduled time to begin. They should bring or have access to the following:

- The most recent revisions of required rules documents. (See Section 4 for a description of which documents are required.)
- Section 7 of this Organized Play Guide (preferably the entire guide.)
- The Continuing Committee's Code of Conduct found in the attached Appendices.
- Blank scorecards.
- Blank deck list forms (if required.)
- A timepiece.
- Writing utensils.

Players should bring:

- Their www.trekcc.org forum handle.
- A valid deck for the tournament format being played.
- A completed deck list form (if required.)
- Any *outside the game* materials that may be required for gameplay (e.g. extra sleeves, card overlays, dice, smart-phone, etc.) *

** Note that players are expected to bring all the materials required to use such gameplay. Players wishing to supplement any materials with perceived equivalents (e.g. replacing a watch with a smart-phone-based timer application) should consult with the tournament director prior to the tournament as to the appropriateness of the substitution.*

7.1 – Tournament Directors Participating in their Own Event [UPDATED]

Tournament directors may participate in their own event, provided that more than half (50%) of the other players at the event approve, and the tournament director nominates both a secondary and tertiary tournament director. The secondary tournament director is responsible for rulings on games involving the primary tournament director, and the tertiary tournament director is responsible for rulings on games between the primary tournament director and the secondary tournament director. Both the secondary and tertiary tournament director may assist in scoring games and pairings, as needed, at the primary tournament director's discretion.

It is further recommended that tournament directors playing in their own event record the time spent judging other games and compensate for the time lost in their own game by adding additional time at the end of the round as applicable. Lastly, it is highly recommended that tournament directors not play in events with more than 16 other players or if their participation would create a bye. Additionally, the Continuing Committee reserves the right to mandate that tournament directors for high-level events not to participate in said event.

7.2 – Initial Pairings [UPDATED]

The tournament director should give each player in a *First Edition* or *Second Edition* event a scorecard to complete. The primary source of tracking a player's results and ratings is through their www.trekcc.org forum handle, and this must therefore be included on each scorecard. Scorecards should be submitted to the tournament director no later than five minutes before the start of the event. Players with earned byes may forfeit their bye by informing the tournament director when handing in their scorecard. No other player may use that earned bye instead.

The tournament director should collect all scorecards and then shuffle them and place them face down in a single pile. To match players with their opponents, the tournament director should take the top two scorecards off the pile and reveal them. These two players will face each other in the first round. The name of each player's opponent should then be written on their scorecard and handed back to the player. Then the third and fourth scorecards in the pile are paired, and so on. The tournament director should continue pairing players in this way until all scorecards are paired. If there are an odd number of players competing in the tournament, a "bye" for that round will be assigned by the tournament director to the player with the last remaining unpaired scorecard. The player who is awarded a bye does not face an opponent in that round.

For Tribbles tournaments, players should be randomly split up into pods of approximately equal size, with between four and eight players per pod. Tournament directors will then assign one player in each pod to keep score for their respective pod.

Once pairings have been announced and all players have found their opponents, the tournament director may wish to make any announcements before the event formally begins. After informing players of the round's time limit based on the respective game / format being played, the tournament director should announce the beginning of the round and state the time the first round will end. Game specific time limits are as follows unless otherwise dictated by format:

- In *First Edition* tournaments, the time limit for each round is 75 minutes.
- In *Second Edition* tournaments, the time limit for each round is 60 minutes.
- In Tribbles tournaments, the time limit for each match of five rounds is 60 minutes.

7.3 – Time Warning and Extra Time

The tournament director must give players at least one time warning during each round. The recommended time to do this is approximately half way through the round. Additional time warnings, such as five minutes before the end of a given round, are recommended but not required.

Tournament directors may allocate extra time to a game due to extenuating circumstances, such as extended time of rulings or an incident that disrupts a game (e.g. an urgent phone call, spill, etc.) This is done on a case-by-case basis and is at the discretion of the tournament director. Both players should be informed of any extra time being allotted.

If a tournament director allocated extra time to a game, that game continues as normal. Time is called for that game as normal at the end of the allotted extra time. However, extra time should not significantly interfere with the flow of the tournament (such as pairings for subsequent rounds). As such, tournament directors are not obliged to offer extra time to games, and the time granted is not required to be directly proportional to the time lost.

7.4 – Ending a Round

When a round's allotted time expires in a *First Edition* or *Second Edition* event, the tournament director should notify the players. Incomplete games continue until both players have finished an equal number of turns. Consider any consecutive turns taken by the same player, whether the result of a specific card, assessed penalty, or other means, as a single turn for this purpose. If neither player has met all the victory conditions the game will result in a True Tie, a Modified Win or a Modified Loss (see Section 7.5 for descriptions of all possible game results).

In Tribbles tournaments, games end as soon as time has expired. All players should place their hands in their discard pile, and no players score points for emptying their hand in that round. Points accumulated during the round (e.g. Poison, Score, or Tally points) and points earned at the end of the round (e.g. Bonus points) are still counted towards a player's final point total.

When players complete a game of *First Edition* or *Second Edition*, they should report to the tournament director with both the result of the game and the final score. The tournament director should then verify the opponent, result, score, victory points and differential with both players. The respective victory points and differential for that round should then be recorded on each player's respective scorecard. Each player should then verify their updated scorecard and initial it where indicated to signify it is accurate.

7.4.1 – Calculating Differential

A player's Differential for the round is calculated by subtracting the opponent's final score from the player's final score. *For Example: If Paul beats George by a score of 100-35, then Paul receives a Differential of **+65** (100-35=65) and George receives a Differential of **-65** (35-100=-65).*

The following rules apply:

- **Points in excess of 100 or below 0**, do not count towards Differential. *For example: a player ending a game on 120 points is recorded as having 100 points. A player ending a game on -5 points in First Edition is recorded as having 0 points.* The only exceptions are when the rules for a specific format change the point threshold needed as specified in the rulebook. Differential is instead capped at that number. *For Example: In a Second Edition Slipstream tournament, where you only need 50 points to win, points in excess of 50 do not count towards Differential.*
- In the case of a **True Tie** or a normal **Bye**, affected players receive a Differential of 0.
- Players with an **Earned Bye** receive a Differential of +100.
- If the **winning player's score is equal or lower than that of the opponent**, the winning player receives a Differential of +1 and the losing player receives a Differential of -1.
- **Normal victory conditions** are typically those listed in that game's rulebook (or an associated rules document for a format) as the primary means of determining a winner. Typically, this is based on a number of points, and may also include the completion of certain missions. Victory can also be achieved **outside of normal victory conditions**, by means such as concession, gameplay-based effects, or both players decking. Differential for these situations are calculated as follows:
 - If due to **concession** or an **external means** (such as a *Code of Conduct* ruling by the Tournament Director), the winning player ends the game on 100 points and the opponent ends the game on 0 points. The winner therefore receives a Differential of +100 and opponent receives a Differential of -100.
 - If due to **gameplay-based effects** (1) or **when both players no longer have cards in their draw decks** (2), the winning player ends the game on 100 points regardless of what the player's current score is at the time. Differential is then calculated as per normal against the opponent's score at the time.

For Example (1): Jeremy and Steve are playing Second Edition. Steve has zero points and faces Up the Ante, chooses not to prevent and overcome the dilemma and subsequently completes the mission on that attempt. Steve completes the mission and wins the game by the text on Up the Ante. When calculating Differential, Steve scores 100, while his opponent, Jeremy, ends the game with a score of 35. Therefore, Steve's Differential is +65, and Jeremy's Differential is -65.

For Example (2): Robert no longer has any cards in his draw deck and Kevin draws the last card in his draw deck. Robert is ahead on victory conditions, so he ends the game on 100 points. Kevin ends the game with a score of 30 points, as such the Differential will be +70 for Robert and -70 for Kevin.

- Gameplay that **modifies** normal victory conditions **do not** affect gameplay-based effects that end the game **outside of the normal victory conditions**.

For Example: Nat and Mike are playing Second Edition. Nat plays the Phoenix and moves it to a non-headquarters mission to trigger its ability. Mike subsequently meets the conditions on Terrasphere 8 and wins the game. Nat was on 70 points. Mike is considered to have scored 100 points for the purposes of Differential calculations, regardless of the ability on the Phoenix.

7.4.2 – Calculating Cumulative Victory Points

A player's Cumulative Victory Points (CVP) is the sum of their total victory points after each round.

*For Example: Over four rounds Matt scores a Full Win (4VP), a True Tie (2VP), a Full Win (4VP) and a Modified Loss (1VP); his total victory points after the first round would be **4**, his total victory points after the second round would be **6** ($4+2=6$), his total victory points after the third round would be **10** ($4+2+4=10$), and his total victory points after the fourth round would be **11** ($4+2+4+1=11$). His CVP would be **31** ($4+6+10+11=31$).*

7.5.1 – Possible *First Edition* and *Second Edition* Match Results [UPDATED]

Full Win (FW) – 4 Victory Points: This result is recorded when a game is completed within a round's allotted time, or when a game is completed on the last turn after time expires. This is the result when the winning player reaches all the victory conditions, or for the player that has met the most victory conditions when both player's decks are exhausted.

Earned Bye (BYE) – 4 Victory Points: Players in high-level *First Edition* and *Second Edition* events may have been awarded Earned Byes for the opening round or opening two rounds as the result of winning prior events. These byes are treated as having +100 Differential and the maximum Strength of Schedule possible.

Bye (BYE) – 4 Victory Points: This result is recorded if there are an odd number of players. It is awarded at random during the first round and to the player with the lowest amount of Victory Points in subsequent rounds. In case of a tie amongst the players with the lowest Victory Point total, a Bye should be award at random. A player may only be awarded one of these Byes in each tournament, unless the pairings dictate two players would have to face each other again. In that case, both players are awarded Byes instead. These Byes are treated as having 0 Differential and a Strength of Schedule of 0.

Modified Win (MW) – 3 Victory Points: This result is recorded when a game is not completed within a round's allotted time. This result is given to the player that has met the most victory conditions. In *Second Edition*, this result is awarded to the player with the highest score who commands both a completed planet mission and a completed space mission. If no players qualify, the player with the highest score that commands at least one completed mission wins. If no players still qualify, then the player with the highest score wins. In *First Edition*, a Modified Win is awarded to the player with the highest total score regardless of the type of mission(s) completed. If no missions were completed in a *First Edition* game, the result is a True Tie.

True Tie (TT) – 2 Victory Points: This result is recorded when a game is not completed within a round's allotted time. A True Tie is awarded to both players if they have the same exact score and (in *Second Edition*) meet the same number of victory conditions, as applicable.

Modified Loss (ML) – 1 Victory Points: This result is recorded when a game is not completed within a round's allotted time. A Modified Loss is awarded to the opponent of the player who is awarded a Modified Win.

Full Loss (FL) – 1 Victory Point: This result is recorded when a game is completed within a round's allotted time. A Full Loss is awarded to the opponent of the player who is awarded a Full Win.

Missed Game (MG) – 0 Victory Points: This result is recorded if a player is not present within the first 5 minutes of the round. This result should be used when players arrive more than 15 minutes late to a tournament, even if only one player is late and their attendance would create an odd number of players (thus creating the need for a Bye.) The opponent of a player receiving a Missed Game should be awarded a Bye. Any player wishing to "drop" from an event receives Missed Games for the remainder of the event. Missed Games as the result of a "drop" or late attendance do not count towards player ratings.

7.5.2 – Tribbles Match Results [NEW]

In Tribbles tournaments, the above match results are not applicable. Instead, the player or players whom emptied their hand first scores points equal to the total number of Tribbles in their play pile. Points accumulated during the round (e.g. Poison, Score, or Tally points) and points earned at the end of the round (e.g. Bonus points) are counted for all players.

7.6 – Pairings for Subsequent Rounds

After an entire round's results have been recorded in a *First Edition* or *Second Edition* event, the tournament director should sort scorecards based on their respective victory point totals. Players with similar victory point totals should be paired against one another in the next round. The scorecards with the highest victory point totals are shuffled first and paired randomly. If there are an odd number of scorecards with the highest victory point total, the last unpaired scorecard is added to the scorecards with the next highest victory point total before those are shuffled and paired randomly. This is a process commonly referred to as "pairing down." No player should be "paired down" more than once each round, unless they has already played every one of the players at the next lowest victory point total. Players may only face each given opponent once during any tournament (except in events where a final confrontation is used to determine the winner). Warning: pairing in later rounds of a tournament may become difficult to determine due to these restrictions.

If a round's pairing would duplicate a match from a previous round, the scorecards are then reshuffled into the remaining scorecards of that victory points total and selected again. If the last two scorecards of a given victory point total would duplicate a match from a previous round, the tentative pairings of that victory point total must be disregarded, and all scorecards of that total must be reshuffled to create new pairings. One way to expedite the creation of pairings is to select only one player of a given victory point total and then to remove all that player's previous opponents from the random selection to be made. If this would eliminate all players with that victory point total, that player will then be "paired down" with an eligible player from the next highest victory point total. The player with the lower victory point total is likewise "paired up", reflecting that no opponent of a like victory point total was eligible to play the player with the higher victory point total.

If there are an odd number of players competing in the tournament, a "bye" for the round should be assigned by the tournament director to the player with the lowest victory point total that has not been paired randomly. Players should not receive more than one bye (excluding earned byes) in the same tournament, unless every possible combination of pairings would result in two players having to play each other for a second time. In this situation, both players are awarded byes instead.

The tournament director must ensure that they creates the best pairings for each round. That is, pairings that match as many of the following criteria as possible, listed in order of preference:

1. No duplicate opponent
2. Victory point totals match
3. Victory point totals are similar
4. Maximum one bye per player
5. Ability to pair future rounds

In Tribbles tournaments, players should stay in their pods for five rounds. After the fifth round, if more rounds are to be played, the highest scoring player from each pod should form a new pod together. This pod should be filled by the remaining highest scoring players, with subsequent pods being filled by players ranked according to their score. Remember to keep pods of approximately equal size, with between four and eight players per pod.

7.7 – Determining the Winner After the Final Round

After the final round in a *First Edition* or *Second Edition* tournament is completed, players are ranked based on their victory point totals. The following tiebreakers are used as necessary (in order of priority):

1. Head-to-Head (used only if there are two tied players that faced each other during the event.)
2. Strength of Schedule (used if there are two tied players that did not face each other, or if two players had a true tie in their Head-to-Head game, or if there are three or more tied players.)
3. Differential (see Section 7.4.1)
4. Cumulative Victory Points (see Section 7.4.2)
5. Coin toss / random event

After each step of checking tiebreakers, if only two players remain tied, their Head-to-Head result will determine their rankings. If the two players did not play each other, proceed to the next tiebreaker.

In Tribbles tournaments, total score is the primary factor in determining the winner. In the event of a tie in total score, the most rounds won should be used as the first tiebreaker. If there is still a tie, players should cut for the highest Tribble to decide the final rankings.

After rankings are determined, the tournament director should announce the tournament's results and distribute any prizes that were advertised for the event accordingly. Players should expect to help with any cleaning or furniture redistribution resulting from the event.

7.8 – Tournament Conduct [UPDATED]

All participants at an event reflect on the Continuing Committee as a player community. As such, participants should abide by the highest standards of conduct during any organized event. The following is a list of expectations the Continuing Committee holds of both its players and tournament directors. The Continuing Committee's Code of Conduct also lists various penalties which may be enforced as a result of breaching these standards. For reference, the Code of Conduct may be found in the attached Appendices.

- All cards in draw decks (*First Edition*, *Second Edition*, and Tribbles), seed decks (*First Edition*), and dilemma piles (*Second Edition*) must be oriented in the same direction.
- Players must reveal all cards as they are placed in the discard pile or removed from the game (*First Edition*, *Second Edition*, and Tribbles.)
- Players may write down whom took the first turn, the time the game / match started, the time the game / match is due to end and changes to any player's score (*First Edition*, *Second Edition*, and Tribbles.) Players may also write any changeable or selectable characteristic of a card on a slip of paper and insert that in the card's sleeve (e.g. in *First Edition* the classification and gender of a Soong-type Android or in *Second Edition* the skill on Vina, Orion Slave Girl.) No other note taking (e.g. the location of a dilemma in *First Edition* or the personnel an opponent has in play in *Second Edition*) is permitted during a game.
- When a disagreement occurs between players, if they cannot resolve it themselves, they must ask the tournament director for a resolution. Corrections cannot be retroactively applied.
- Once a player takes a game related action, they may not retract that action. Players are not obligated to allow take-backs in tournament play.
- Players must enforce mandatory actions or continuous effects printed on cards they command/control.
- When any number of cards are presented to the opponent to be cut, the player should lift a portion of cards from the top and place those cards under the remaining cards. Players may do this only once, and may not perform any kind of shuffle to an opponent's deck.
- In *First Edition* tournaments, any player may examine the cards in their discard pile at any time although these cards must remain in the same order. Players are not compelled to share this information with their opponents, but there is no penalty for doing so. Any player may count the number of seed cards underneath a mission and check their orientation to determine their owners. Any player may request an opponent counts the number of cards in their hand and reveal the correct amount. A player may not count the number of cards remaining in their deck. Players are also not compelled to share other information about the type of cards in a crew / away team, but there is no penalty for doing so.
- In *Second Edition* tournaments, any player may count the number of cards remaining in their deck. Players are not compelled to share this information with their opponents, but there is no penalty for doing so. Any player may examine the cards in any discard pile, or any cards removed from the game at any time. Any player may count the number of face-down cards in a dilemma stack at any time. Any player may request an opponent counts the number of cards in their hand and reveals the correct amount. A player may not count the number of cards remaining in their dilemma pile.

- In Tribbles tournaments, any player may request an opponent counts the number of cards in their hand and reveal the correct amount. A player may not examine the cards in their play pile or discard pile, unless they have played a card that allows them to do so. A player may not examine the cards in any opponent's play pile or discard pile. A player may not count the number of cards remaining in their deck nor any opponent's deck.
- Players are expected to conduct themselves in a sportsmanlike manner throughout any event. Profanity and other coarse language is unacceptable.
- Players may utilize protective card sleeves, provided that the face-up side of each card is unobstructed (sleeve must be non-tinted and transparent), the face-down side of each sleeve is uniform, the sleeves show little to no wear (so that cards will not appear marked), and cards are oriented the same way in each sleeve. Players using any number of printable cards must sleeve their entire deck. If a player takes command/control of another player's card, they may re-sleeve that card for the remainder of the game in order to maintain uniformity.

7.9 – Concession

Players may concede any of their *First Edition* or *Second Edition* games at any time, for any reason, subject to the approval of the tournament director. Tournament directors should not refuse a concession unless they suspect collusion or other Code of Conduct violations. If collusion or other violations are suspected, the tournament director should act accordingly. Otherwise, the conceding player is awarded a Full Loss and -100 Differential as if they had no score and no victory conditions, and the player's opponent is awarded a Full Win and +100 Differential as if they had the maximum score and maximum victory conditions. In Tribbles tournaments, the conceding player will receive a final score of 0. The remaining players in the pod should continue play as normal.

7.10 – Automatic Game Loss

If a card causes a player to automatically lose the game, treat it as a concession. For example, in *First Edition* tournaments seeding or playing a card as a Hidden Agenda when it does not have the Hidden Agenda icon results in an automatic game loss. The losing player is awarded a Full Loss and -100 Differential as if they had no score and no victory conditions, and the player's opponent is awarded a Full Win and +100 Differential as if they had the maximum score and maximum victory conditions. If both players in a *First Edition* or *Second Edition* game receive an automatic game loss, each player is awarded a True Tie and 0 Differential as if the game ended in a true tie.

Section 8: Reporting a Tournament

The final step in running a Continuing Committee-sanctioned event is to report the results at www.trekcc.org. Appendix A describes how to do this. Results should be submitted within one week of the tournament's completion. Reporting the results will allow The Continuing Committee's player rating system to be updated based on the games that took place at the event.

The Continuing Committee's player rating systems are based on player participation in sanctioned tournaments. They allow players to see how they measure in skill against other players around the world. There are individual ratings for constructed and sealed play, as well as an overall rating combining the two. The ratings are based on the ELO system, in which each player's rating depends on how well they do in each tournament match and the ratings of the opponents played during that tournament. Players begin with a rating of 1500, and their rating can range from 0 to 3000. The higher the rating, the better the player is expected to perform in a game.

Section 9: Heats

Higher level events, with large player numbers, may use a heat system to determine qualifiers for subsequent tournaments within the event. Players with earned byes may only use their bye once, in the first heat they participate in. Players not qualifying from one heat may choose to play in subsequent heats with the same deck or a different deck. Players that have qualified from one heat may not play in subsequent heats for the same game and same event (e.g. the *First Edition* Continental Championships.)

Any seeding system may be used, but the recommended seeding system for two heats is to have the seeds alternate from both heats in groups of two. The top players from the first heat taking seeds #1, #2, #5, #6, etc.; and the top players from heat two taking seeds #3, #4, #7, #8, etc. Seedings for subsequent tournament's play as a result of heats should be announced publicly prior to the start of the first heat and may not be modified once that heat begins.

Section 10: Match Play [UPDATED]

Higher level *First Edition* and *Second Edition* events may use a match play system (e.g. single elimination, best 2-out-of-3, etc.) for the final day of competition. Players should be "seeded" according to their performance in the preliminary event(s) with the #1 seed being the player with the best performance. Players are then paired for match play using a bracket, examples of which are shown in Section 10.2.

The brackets cited below are not all-inclusive and tournament directors are encouraged to use the bracket that will be best received by potential tournament attendees, even if it is not cited below. However, the bracket to be used must be announced and publicly posted prior to the start of the event and may not be modified once the preliminary heats begin.

Each individual tournament game played under a match play system follows the time limits set forth for the chosen game and format. At the end of each game, the winner is noted regardless of the number of victory conditions achieved. Victory points do not apply in match play. However, individual games within a multi-game match may be scored as a tie. In the event that the overall result of a match is a tie, the higher seeded player is awarded the win for that match.

10.1 – Who Goes First in Match Play?

Any random method can be used to decide which player takes the first turn in game one. The loser of game one then gets to choose whether they take the first or second turn in game two. Should game three be necessary, the loser of game two gets to choose whether they take the first or second turn in that game. In any instance where a player gets to choose whether they take the first or second turn, they should do so before beginning the game.

10.2 – Seeded Match Play Brackets

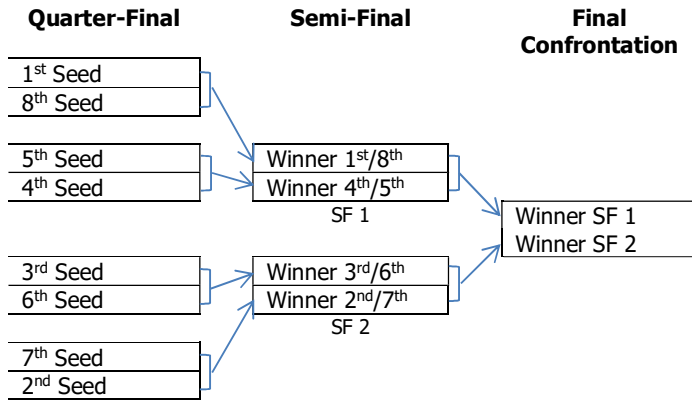


Figure 10.2.1: Eight player Standard bracket.

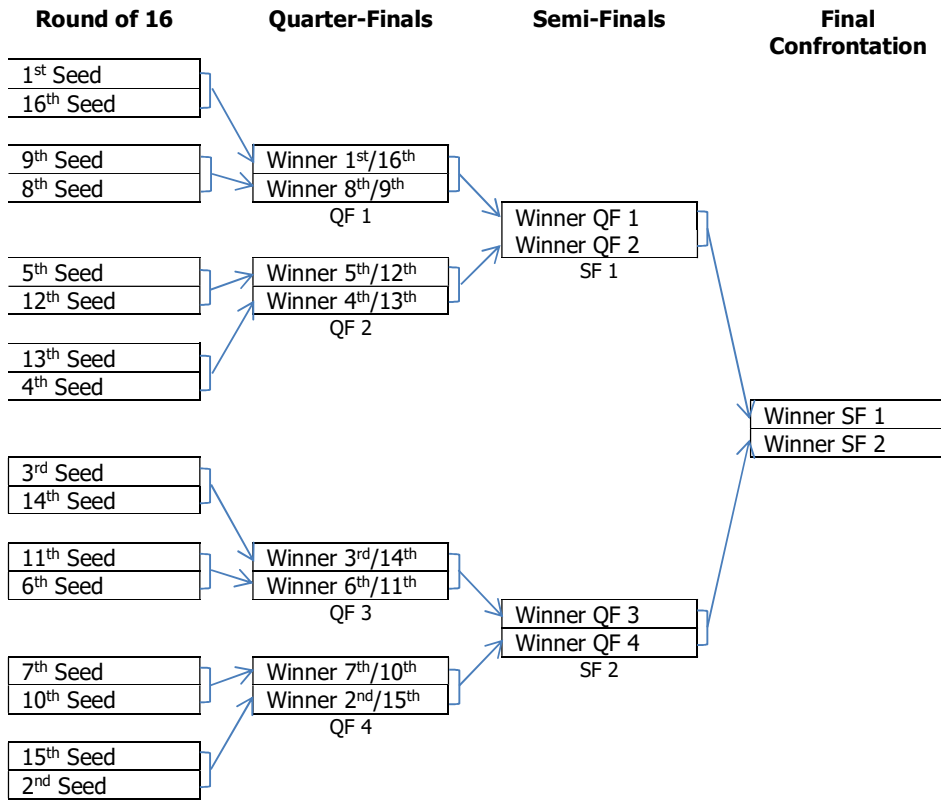


Figure 10.2.2: Sixteen player Standard bracket.

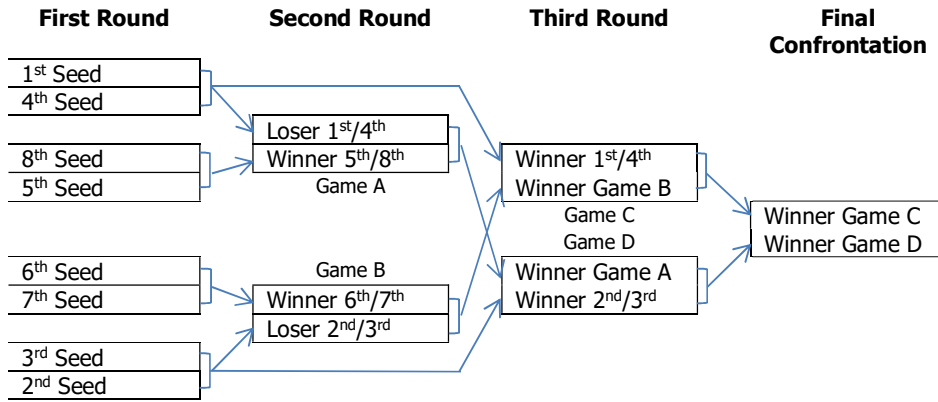


Figure 10.2.3: Eight player Modified McIntyre bracket.

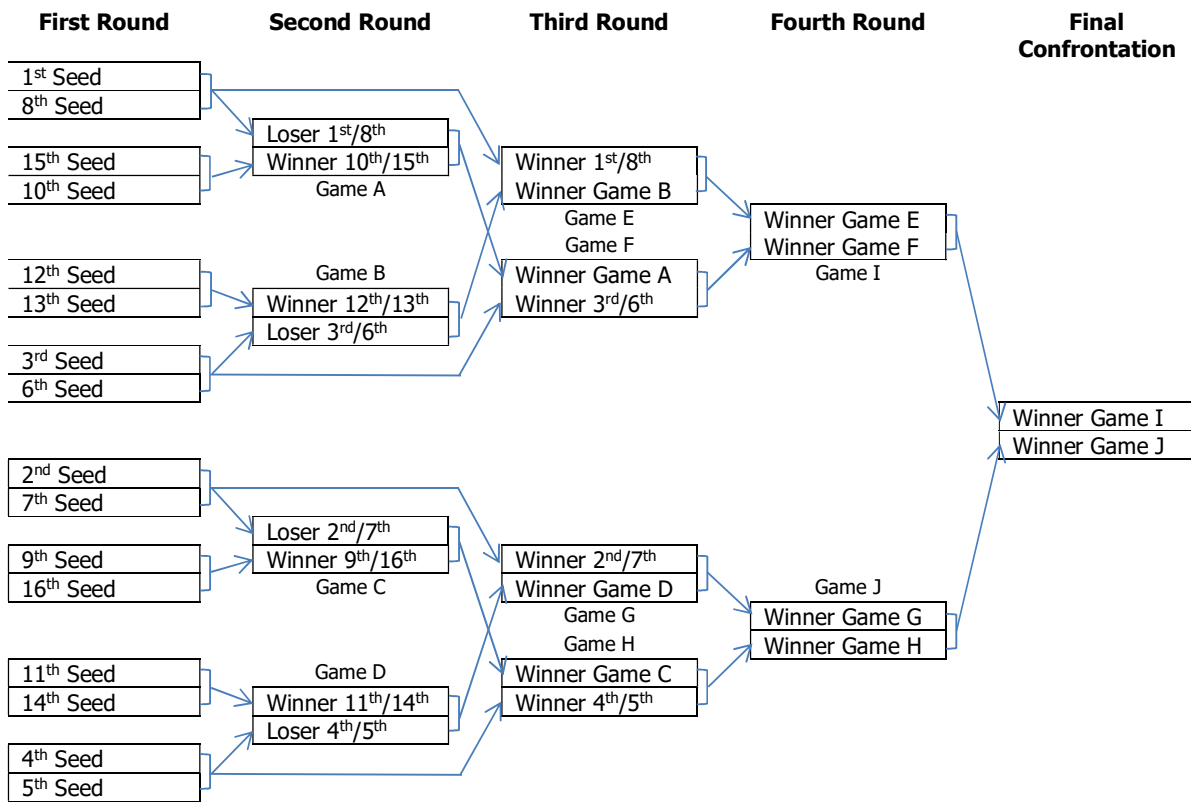


Figure 10.2.4: Sixteen player Modified McIntyre bracket.

Section 11: High-Level and Specialty Tournaments **[UPDATED]**

The Road to the World Championships forms the core of The Continuing Committee's high-level organized play program. This consists of three levels of Championship play: Regional Championships, Continental Championships, and the World Championships. This series of events generally spans around six months through the middle of the year and celebrates gameplay globally with events across all active continents.

Outside of the main championship series track, The Continuing Committee also offers other high-level options in the form of National Championships and Trek Masters Championships. These events complement the tournaments comprising *The Road to Worlds* by transpiring year-round, particularly during months that have a lower density of high-level play across the globe.

Lastly, the two main specialty tournaments promoted by Organized Play are release events and Chair's Challenges. These events either celebrate an upcoming *First Edition* / *Second Edition* expansion or encourage players to venture outside their comfort zone by building a deck with certain restrictions as dictated by the current Chair of the Board.

11.1 – The Road to the World Championships

The following are the basic definitions of each of the three levels of championship play. Note that final details will be announced for specific year's events in due course, and some details may slightly differ from the definitions below. However, every effort will be made to provide enough notification of any changes.

11.1.1 – Regional Championships **[UPDATED]**

The first stop on *The Road to Worlds* are the Regional Championships. Depending on the number of *First Edition*, *Second Edition* or Tribbles participants, these events offer a number of byes into the subsequent Continental Championships for each respective game.

- Level 2 Event
- **Ratings k-Value:** 28
- **General Season Timeframe:** Annually, from March to June inclusive
- **Event Allocation:** By application to the respective Continental Organized Play Coordinator, generally based on The Continuing Committee's Region structure, date / time selected, and the player group(s) within a given Region.
- **Byes Awarded (1E and 2E):**
 - **1st Place** - R1 Bye into that year's Continental Championships on any continent
 - **2nd Place** (if greater than 10 players in attendance) - R1 Bye into that year's Continental Championships on any continent
 - **3rd Place** (if greater than 20 players in attendance) - R1 Bye into that year's Continental Championships on any continent
- **Byes Awarded (TR):**
 - **1st Place** - 100,000 'Head Start' into that year's Continental Championships on any continent

11.1.2 – Continental Championships [UPDATED]

The second stop on *The Road to Worlds* are the Continental Championships, which are held on the three major active continents: Australia, Europe, and North America. The Continental Championships offer byes into the subsequent World Championships for each respective game.

- Level 4 Event
- **Ratings k-Value:** 52
- **General Season Timeframe:** Annually, from June to August inclusive
- **Event Allocation:** By bidding or by allocation in the event no bids are received. The bidding process will be announced prior to the initial event announcement date and bids will be solicited to the respective Continental Organized Play Coordinator.
- **Byes Awarded (1E and 2E):**
 - **1st Place**
 - *R1 Bye into that year's World Championships*
 - *R2 Bye into that year's World Championships*
 - **2nd Place**
 - *R1 Bye into that year's World Championships*
- **Byes Awarded (TR):**
 - **1st Place**
 - *200,000 'Head Start' into that year's World Championships*
 - **2nd Place**
 - *100,000 'Head Start' into that year's World Championships*

11.1.3 – World Championships [UPDATED]

The final stop on *The Road to Worlds* represents the pinnacle of Star Trek CCG competitive play: The World Championships. This event brings the best the world has to offer together to crown the World Champion for *First Edition*, *Second Edition*, and *Tribbles*. It is also a celebration of the global spread of the three games, giving players everywhere the chance to compete in The Continuing Committee's most prestigious event. The World Championships offer byes into the following year's Continental Championships and World Championships for each respective game.

- Level 5 Event
- **Ratings k-Value:** 64
- **General Season Timeframe:** Annually, from August to October inclusive
- **Event Allocation:** By bidding or by allocation in the event no bids are received. The bidding process will be announced prior to the initial event announcement date and bids will be solicited to the Department of Organized Play.
- **Byes Awarded (1E and 2E):**
 - **1st Place**
 - *R1 Bye into the following year's World Championships*
 - *R2 Bye into the following year's World Championships*
 - *R1 Bye into a following year's Continental Championships on any continent*
 - **2nd Place**
 - *R1 Bye into the following year's World Championships*
 - *R1 Bye into a following year's Continental Championships on any continent*
- **Byes Awarded (TR):**
 - **1st Place**
 - *200,000 'Head Start' into the following year's World Championships*
 - *100,000 'Head Start' into a following year's Continental Championships on any continent*
 - **2nd Place**
 - *100,000 'Head Start' into the following year's World Championships*
 - *100,000 'Head Start' into a following year's Continental Championships on any continent*

11.2 – Other High-Level Tournaments

Outside of the main championship series track, The Continuing Committee also offers other high-level options in the form of National Championships and Trek Masters Championships. These events complement the tournaments comprising *The Road to Worlds* by transpiring year-round, particularly during months that have a lower density of high-level play across the globe. Please see the descriptions below for the slight differences between these two types of events. For details on how to apply or bid to host one of these events, please refer to Section 11.4.

11.2.1 – National Championships [UPDATED]

National Championships are not tied to *The Road to Worlds* championship season and therefore can be run all year round. However, National Championships requested to be held during the Continental Championships or World Championships season will require special approval from the Department of Organized Play to avoid potential timing and/or location conflicts. The National Championships offer byes into the subsequent Continental Championships for each respective game.

- Level 3 Event
- **Ratings k-Value:** 40
- **General Season Timeframe:** Annually, from the 1st of January until the 31st of December inclusive
- **Event Allocation:** One per country, by application to the respective Continental Organized Play Coordinator
- **Byes Awarded (1E and 2E):**
 - **1st Place**
 - *R1 Bye into the next Continental Championships on any continent (even if in the following year)*
 - **2nd Place**
 - *R1 Bye into the next Continental Championships on any continent (even if in the following year)*
- **Byes Awarded (TR):**
 - **1st Place**
 - *100,000 'Head Start' into the next Continental Championships on any continent (even if in the following year)*
 -
 - **2nd Place**
 - *100,000 'Head Start' into the next Continental Championships on any continent (even if in the following year)*

11.2.2 – Trek Masters Championships [UPDATED]

Trek Masters Championships are not tied to *The Road to Worlds* championship season and therefore can be run all year round. However, Trek Masters Championships requested to be held during the Continental Championships or World Championships season will require special approval from the Department of Organized Play to avoid potential timing and/or location conflicts. Trek Masters Championships offer Masters Points based on the number of participants in the event, as well a player's final placement.

- Level 3 Event
- **Ratings k-Value:** 40
- **General Season Timeframe:** Annually, from the 1st of January until the 31st of December inclusive
- **Event Allocation:** By bidding or by allocation in the event no bids are received. The bidding process will be announced prior to the initial event announcement date and bids will be solicited to the respective Continental Organized Play Coordinator.
- **Masters Points:** Awards vary from year to year and are determined by the number of Masters Points a player accumulates throughout the Trek Masters season.

		Place					
		1st	2nd	3 rd -4 th	5 th -8 th	9 th -16 th	17 th -32 nd
Number of Players	3-5	12	8	6	4		
	6-7	16	12	10	8		
	8-9	20	16	12	10	8	
	10-11	24	20	16	14	10	
	12-13	28	24	20	18	14	
	14-15	32	28	24	22	18	
	16-19	36	32	28	26	22	18
	20-23	40	36	32	30	26	22
	24-27	44	40	36	34	30	26
	28-31	48	44	40	38	34	30
	32+	52	48	44	42	38	34

Table 11.2.2: Masters Points Structure

11.3 – Specialty Tournaments **[UPDATED]**

The two main specialty tournaments promoted by Organized Play are release events and Chair’s Challenges. These events either celebrate an upcoming *First Edition* / *Second Edition* expansion or encourage players to venture outside their comfort zone by building a deck with certain restrictions as dictated by the current Chair of the Board.

11.3.1 – Release Tournaments

Upon the release of a new *First Edition* or *Second Edition* set, tournament directors may run a release tournament to celebrate the introduction of new cards. Players may include cards from the new set in their decks even if the event falls within the first seven (7) days after the set’s release date (other card pool restrictions still apply.)

While there are currently no restrictions on who may run a Release Tournament, in general, organizers are expected to do the following:

- Clearly advertise that the tournament is a Release Tournament for a particular set (e.g. in the tournament listing, via a www.trekcc.org article, or event announcement on the forums.)
- Time the event reasonably close to the release date of the set (if an online release tournament, the set must be released prior to the start of the tournament to allow players to include any new cards in their decks.)

11.3.2 – Chair’s Challenge

A Chair’s Challenge tournament can take many forms and are nominated by the current Chair of the Board. These are generally one-off events with a special theme or otherwise a unique event designed to, as the title suggests, challenge competitors within the scope of the event. Typically, these events are announced in a www.trekcc.org article and are offered to all players within the global community. Both players whom win and players whom participate in these events are then entered into a special drawing for exclusive prizes.

11.4 – Applications or Bidding to Run an Event [UPDATED]

Applications to run a Regional Championship will be announced in January via a www.trekcc.org article. Applications will remain open from January through the duration of Regional season. Bids to host a Trek Masters Championship, Continental Championship, and / or World Championship will be solicited via a www.trekcc.org article.

To apply to run a National Championship in your country, please contact your respective Continental Organized Play Coordinator. Contact details may be found in Section 15.2. Please include as much information as possible, including but not limited to: requested date(s) / time(s), location, and the game or games in which you wish to apply for.

Release events may be run by any tournament director upon the release of a given set, and only require that the date of the event be within a reasonable period of time after the release date of that set. The event description in the tournament listing should also make it clear that it is a release event.

Suggestions for potential future Chair's Challenges may be submitted to the current Chair of the Board directly, or to the Director of Organized Play (see Section 15.2 for contact details.)

Section 12: World Championship Trek Leagues

World Championship Trek (WCT) is the official league of The Continuing Committee, designed to provide continuous local play during the off-Championship months of October through March. League events use their own scoring system, in addition to all standard scoring methods described previously. League events may be held as either sanctioned or unsanctioned events.

12.1 – Forming a League [UPDATED]

Once you have at least three players committed to playing in a league, you should contact the Director of Organized Play (further contact information can be found in Section 15.2) with the following information:

- Name and www.trekcc.org forum handle of the primary League Director (the person responsible for running the league)
- The name of the league (think fun, think *Star Trek* related!)

The League Director is not obligated to run all their league's events, nor is they required to attend every event. It is the League Director's responsibility to find and appoint an alternate tournament director for league events, as necessary.

12.2 – League Schedule [UPDATED]

Normally, the half-year league season is divided into three two-month sprints, two qualifying sprints and a playoff sprint, each comprising four league events or twelve tournaments in total. The four tournaments that comprise the first half of the regular season should be held during October and November. The four tournaments that comprise the second half of the regular season should be held during December and January. And finally, the four tournaments that comprise the playoffs should be held during February and March. While the scheduling of league tournaments is ultimately at the discretion of the League Director, the recommended schedule is one tournament every two weeks. This ensures the league will be completed in the given timeframe, and that participants have a regular schedule of events during the off-Championship season.

To accommodate play groups that get together less frequently, a league may also be cut down to just six tournaments over the half-year league season. In this truncated league, the four-event regular season shall be played from October through January with a two-tournament playoff transpiring during February and March. While the scheduling of league tournaments is ultimately at the discretion of the League Director, the recommended schedule is one tournament per month.

Prior to the first regular league event of the season, the League Director should announce how many players from the regular season will qualify for the playoffs. Typically, the top four qualifiers from the first half of the regular season (if applicable) are joined by the top four qualifiers (inclusive) from the second half of the regular season (if applicable) to form the playoff contenders. In the playoffs all players begin on equal footing, with the champion of the league determined entirely by playoff performance.

League Directors can flag their tournaments as league events in the www.trekcc.org tournament system via the "League Event?" drop-down when adding or editing a tournament. If the League Director is not running the event, the alternate tournament director should enter the tournament and assign the League Director as the "Secondary TD" so that they can flag the event as a league event.

12.3 – League Promos

Participants at league events have the chance to win league-exclusive promos. These promos will become printable at the start of league season. They may only be played in league events until the end of the league season, at which point anyone may play with them.

12.4 – Scoring League Tournaments

After completing an event using the standard scoring methods described previously, league points should be awarded. An event's league points are based on the number of participants in that league event, as well as a player's final placement in that event. League Directors are responsible for scoring each league event and reporting the results online at www.trekcc.org. To qualify for league points, a league event must have at least three participating players. The point structure appears in Table 12.4.1.

League points accumulate both for each individual league season as well as a lifetime total. Season points reset after each season of league play, but the lifetime points do not reset, growing from season to season. Some unsanctioned league event formats may not have a clear distinction between places; the League Director should award places and their commensurate point values at their discretion based on each player's individual participation, punctuality, and/or sportsmanship. These awards should be announced at the end of each event.

		Place					
		1st	2nd	3rd-4th	5th-8th	9th-16th	17th-32nd
Number of Players	3-5	12	8	6	4		
	6-7	16	12	10	8		
	8-9	20	16	12	10	8	
	10-11	24	20	16	14	10	
	12-13	28	24	20	18	14	
	14-15	32	28	24	22	18	
	16-19	36	32	28	26	22	18
	20-23	40	36	32	30	26	22
	24-27	44	40	36	34	30	26
	28-31	48	44	40	38	34	30
	32+	52	48	44	42	38	34

Table 12.4.1: WCT League Point Structure

Players can earn league points from more than just one league per season. If a player plays in two or more leagues, their league points are tracked separately for each of those leagues by their respective League Directors. However, their aggregate season league points and lifetime league point totals will reflect all their league related activities. Player's seasonal and lifetime league points can be tracked at the hub located at www.trekcc.org/tournament/index.php?mode=leagues.

12.5 – Bonus Points

The standard league points scoring structure described in Section 12.4 may be enhanced using optional bonus point schemes for *First Edition* or *Second Edition* events. These are designed to enhance the excitement of local competition and to encourage diverse deck design. Bonus points only affect the league for which they are awarded in. As each league may use a different bonus point scheme, bonus points do not count towards a player's seasonal or lifetime league points. The tournament system at www.trekcc.org does track bonus points, but it does not do so automatically. League Directors will be given the opportunity to manually add bonus points prior to submitting the tournament results for processing.

League Directors may use any or all the bonus point schemes described below. They may be altered if required. League Directors may even devise their own bonus point schemes. Please inform a member of the Department of Organized Play about any new bonus point schemes, for possible inclusion in future versions of this document. Contact information can be found in Section 15.2.

12.5.1 – Headquarters / Affiliation Bonus

This incentive rewards players for using different decks between league events, instead of playing the same decks repeatedly. Each time a player uses a deck containing a different headquarters mission / affiliation, they earn one bonus point for that event. In addition, if no one used that headquarters mission / affiliation in the previous league event, that player earns two additional bonus points.

For a deck to qualify for the bonus, more than half (50%) of the included personnel (not including Non-Aligned personnel) must be able to be played using that headquarters' game text / must be that affiliation. In addition, credit for a "Non-Aligned Headquarters / Affiliation" can be awarded if more than three-quarters (75%) of the included personnel are Non-Aligned.

12.5.2 – Participation Bonus

This incentive rewards returning players and helps "level the field" against players that can't play as often as others. A player playing in their first league event earns four bonus points, and a player returning to the league after an absence of more than two events earns two bonus points.

12.5.3 – New Mission Bonus

This incentive rewards players for using different missions. Each time a player completes a mission that had not been completed in a previous league event that season, they earn one bonus point (multiple players may earn this bonus if more than one player completes the same mission in a given event). A tally sheet should be maintained and made available to players before league events with updated tracking of which missions have been completed by league players.

12.6 – Playoffs [UPDATED]

Once the regular season is complete, each league will run a series of playoff events to determine the winner of the league for that season. These playoff events are open to all players regardless of playoff status and earn league points as usual. However, only qualified players score league playoff points.

Prior to the first regular league event of the season, the League Director should announce how many players from the regular season will qualify for the playoffs. At the end of the first half and second half of the regular season (if applicable), having ranked the players according to their league point totals for that season, that number of players will qualify for the playoffs.

After the playoff events, qualifying players are ranked according to the following tiebreakers:

1. Highest number of league playoff points scored that season
2. Highest number of league playoff tournament victories that season
3. Highest number of league points scored that season
4. Most playoff events attended that season
5. Most league events attended that season
6. Highest lifetime league points.
7. Coin flip / random event

The highest ranked player is declared that league's Champion for the year.

12.7 – WCT Champions League Tournament

Each year, in the days preceding the World Championships, a WCT Champions League tournament may be held. Attendance will be restricted to those players with at least 50 lifetime WCT league points. Players will be seeded according to their lifetime WCT league points and will then face each other in a best-of-one standard match play bracket, until a winner is declared. The winners of these events will receive earned byes for Day One Round One and Day One Round Two of the World Championships – the same prize awarded to Continental Champions!

Section 13: Guidelines for Online Play [UPDATED]

The Department of Organized Play supports and promotes Star Trek CCG events / casual play transpiring online; including *First Edition* (1E), *Second Edition* (2E) and Tribbles (TR). Any member of the community may register an online event at www.trekcc.org without any requirements. Tournament directors are asked to ensure they are up to speed on the Continuing Committee's documentation and procedures for sanctioned events, as well as the game rules for the appropriate edition of Star Trek CCG or Tribbles CCG. Online tournaments are also open to any member of the community and should reflect a face-to-face game as much as possible. The following guidelines cover situations that are unique to online games.

13.1 – Software Required [UPDATED]

The primary piece of software required to play online is free to download. LackeyCCG can be downloaded from www.lackeyccg.com and is used to simulate the game. Each game (*First Edition*, *Second Edition* and Tribbles) requires a separate Lackey plugin; named "startrek1e", "startrek2e" and "tribbles" respectively. Select the Preferences tab within Lackey to find and download the plugin you require. For additional information on Lackey, plugins, installation, etc. please refer to this post on the forums: <https://www.trekcc.org/forum/viewtopic.php?f=14&t=12223>.

A secondary piece of software required, in addition to Lackey, is a voice communications application (Skype, Discord, etc.) for continued use while playing online. Tournament directors are encouraged to let participants use an application of their choice.

13.2 – Additional Rules

- If an online tournament is being held over multiple days; all rules, card text, and banned cards in effect at the start of the tournament remain in effect for the duration of the tournament.
- If a Tournament Director generates and distributes the card pool for each player in a draft or sealed event, they may not participate in that event, as knowing the contents of each card pool would constitute an unfair advantage. The Tournament Director may play if they delegates the responsibility of generating and distributing the card pool to another non-playing Tournament Director in the community.
- Players may not change their decks between rounds of a constructed online tournament. They may change their decks between rounds in a draft or sealed online tournament.
- If a ruling is required, the game should be saved and the Tournament Director consulted. Once the ruling has been given, the game can be reloaded and resumed.

13.3 – Time Limits [UPDATED]

The time limit for *First Edition* online games is 105 minutes and the time limit for *Second Edition* online games is 75 minutes. Players are responsible for timing their own games. In Tribbles online tournaments, the time limit for each pod of 5 rounds is extended to 70 minutes. This allows a short period of time to set each pod up, and then the standard 60 minutes per pod to play.

13.4 – Delayed Results and Extensions

If the tournament director has specified a time limit in which a round must be completed, they may allow extensions at their discretion. If the Tournament Director does not intend to allow extensions, they should announce this prior to the start of the tournament or individual round as appropriate. Until the result of a delayed game is known, give both players 1 Victory Point (temporarily) for the purposes of pairing subsequent rounds.

13.5 – Incomplete Games

If a game has not been completed by the end of a round, Byes and Missed Games should be used to record the result, as the game was not played. The Tournament director, at their discretion, should decide if one player was "responsible" for the incomplete game. If so, that player receives a Missed Game (0 Victory Points and 0 Differential), and their opponent receives a Bye (4 Victory Points and 0 Differential.)

If neither player is "responsible" for the incomplete game, or if both players are "responsible" for the incomplete game, or if the Tournament Director cannot tell which player is "responsible" for the incomplete game, then both players should receive a Missed Game (0 Victory Points and 0 Differential.)

13.6 – Software Crashes

In the event of a software crash, the players should attempt to resume the game from the most recent save file. If Lackey crashes and there is no recent save, or Lackey updates in the middle of a game and corrupts the save, or a saved game becomes corrupted by other means; the game should be replayed from the beginning. If one or more of the players do not want to replay the game, they become "responsible" for the incomplete game as described in Section 13.5.

Section 14: Video Policy [UPDATED]

The use of video to film and publish tournament matches is permitted by the Continuing Committee. The use of video is at the tournament director's discretion and only permitted if each of the participating players consents to being filmed and published. Tournament directors are encouraged to contact the Continuing Committee's Social Media Manager to upload the video(s) to the Continuing Committee's YouTube webpage.

If evidence of serious* breach of the Tournament Code of Conduct is discovered, the Continuing Committee may take steps to investigate the incident. However, the result of a tournament match at its conclusion is final and cannot be altered. If evidence of a serious* breach is discovered, penalties may be issued in accordance with the Tournament Code of Conduct.

** Anything that may incur a Level 3 or Level 4 penalty under the Tournament Code of Conduct is considered a serious breach and will be treated accordingly.*

Section 15: Conclusion

The Continuing Committee will issue new versions of this document as needed to reflect changes in tournament play, additions, and / or modifications. Suggestions for revisions may be sent to any member of the Department of Organized Play. Contact information can be found in Section 15.2.

15.1 – Credits

The Continuing Committee extends its sincere thanks to all the volunteers that have contributed to our Organized Play programs and initiatives over the years. The original draft of this document was written by Matt Kirk. Version 2 revisions were authored by Charlie Plaine. Version 3 through 4.3 revisions were authored by multiple members of the Department of Organized Play. Version 4.4 revisions were authored and reviewed by members of the Department of Organized Play team led by Kristopher Sonsteby.

15.2 – Contact Information [UPDATED]

Any member of the Department of Organized Play can be contacted via Private Message (PM) through the www.trekcc.org forums.

Position	Name	Forum Handle
Director of Organized Play	Kristopher Sonsteby	LORE
Australian Organized Play Coordinator	Position Vacant	N/A
European Organized Play Coordinator	Julius Melhardt	Clerasil ToB
North American Organized Play Coordinator	Michael Van Breemen	The Ninja Scot
Achievement Master	Rogue Shindler	SirRogue
Chief Ambassador	Michael Shea	The Prefect

15.3 – Interim Organized Play Rulings

The Director of Organized Play may authorize an interim ruling between OPG releases. Such rulings are to be made in an article on The Continuing Committee's home page, www.trekcc.org, and have the same power / weight as an entry in this Organized Play Guide. If the ruling conflicts with one or more entries in the current Organized Play Guide, the ruling overrides the entries until which point the Organized Play Guide is updated to incorporate the interim ruling.

Glossary [UPDATED]

Authorized Proxy – A special set of proxy cards legal for use in sanctioned play. For *First Edition*, authorized proxies include all missions, universal personnel, and universal ships. In *Second Edition*, authorized proxies include all missions, non-unique personnel, and non-unique ships.

Block – In *First Edition*, Block represents a group of expansions, plus related boutique products (if any), released between the first and last expansions. Each expansion in a Block is shaded the same color on the card lists at www.trekcc.org/1e.

Bye – When an odd number of players begin a round, one player will be awarded a Bye without facing an opponent in that round. A bye carries a Differential of 0 and a Strength of Schedule of 0.

Constructed Formats – A tournament format in which players construct decks before the event begins, although different formats may impose limits on the quantities and types of cards allowed in one's deck.

Converted Card – A *First Edition* card that replaces a *First Edition* Compatible [1EC] *Second Edition* card. Any *First Edition* card listed on the 1E Converted Cards List should be treated as erratum of the corresponding *First Edition* Compatible [1EC] *Second Edition* card. Only the converted *First Edition* card may be used. The original [1EC] *Second Edition* card may not be used.

Core Expansion – In *First Edition*, core expansions are always legal in the Block card pool. They consist of the Homefront sets. These expansions are shaded red on the card lists at www.trekcc.org/1e.

Current Block – In *First Edition*, the current Block consists of the most recently released Block of expansions. This will be formed of one, two or three expansions, plus related boutique products (if any) released between the first and last expansions.

Cumulative Victory Points (CVP) – This is a measure of how well you played in the early rounds of the tournament when you were facing players with victory points equal to yourself. It is the fourth overall tiebreaker. A player's Cumulative Victory Points (CVP) is the sum of their total victory points after each round. Example: Over four rounds Lillian scores a Full Win (4VP), a True Tie (2VP), a Full Win (4VP) and a Modified Loss (1VP.) Her total victory points after the first round would be 4, her total victory points after the second round would be 6 (4+2=6), her total victory points after the third round would be 10 (4+2+4=10), and her total victory points after the fourth round would be 11 (4+2+4+1=11). Her CVP would thus be 31 (4+6+10+11=31.)

Deep Space Nine property – Any *First Edition* card with the "Star Trek: Deep Space Nine" logo in the top right corner.

Differential – A player's Differential for the round is calculated by subtracting the opponent's final score from the player's final score. It is the third overall tiebreaker. *For Example: If Jason beats Joe by 100-35; Jason receives a Differential of +65 (100-35=65), and Joe receives a Differential of -65 (35-100=-65).* See [Section 7.4.1](#) for more information.

Earned Bye – Players in high-level *First Edition* and *Second Edition* events may have been awarded Earned Byes for the opening round or opening two rounds (commonly known as a Super Bye) as the result of success at prior high-level events. These Byes are treated as having +100 Differential and the maximum Strength of Schedule possible.

Head-to-Head – This is one player's result against another player during the tournament. It is the first overall tiebreaker. If two, and only two, players are tied on victory points at the end of a tournament, the winner of the game (if any) between those two players is awarded the higher position. If those two players did not play each other during the tournament, or the game between them resulted in a True Tie, then you should proceed to the next tiebreaker. When using other tiebreakers, if just two players remain, their head-to-head result should determine their final positions.

Head Start – Players in high-level Tribbles events may have been awarded head starts as the result of success at prior high-level events. Players with a head start should add that head start to their first-round score before beginning the match.

Limited Formats – A tournament format in which players use decks built from a pool of cards provided at the beginning of the event. Typically, this includes sealed starter decks and booster packs. Normal copy limits are suspended in limited format tournaments, and any number of copies of a particular card may be used. Players may also change their decks between rounds using any of the cards they were provided with.

Physical Card – A card produced and printed by Decipher during the Decipher era from 1994 through 2007.

Preview Card – A promo card distributed by the Continuing Committee in prize kits. Typically, these are White-Border cards for *First Edition* and bear a "P" rarity. While these cards have not yet been released in a virtual expansion, they are tournament legal for tournament play.

Previous Block – In *First Edition*, the previous Block consists of the Block of expansions released immediately before the current Block of expansions. This will be formed of three expansions, plus related boutique products (if any) released between the first and last expansions. Each expansion in a Block is shaded the same color on the card lists at www.trekcc.org/1e.

Printable Physical Card – A printed version of a physical Decipher card that is not otherwise legal in a given card pool (e.g. it is in the errata file, it is a virtual promo, etc.) All physical cards produced during the Decipher era from 1994 through 2007 can be printed for personal use in all sanctioned events where the physical versions of the card are legal.

Promo Card – See Virtual Promo Card.

Proxy – A proxy is a printed version of a physical card. See Printed Physical Card.

Sealed Deck – See Limited Formats.

Strength of Schedule (SoS) – This is a measure of the difficulty of a given player's opponents. It is the second overall tiebreaker. Strength of Schedule is calculated by totalling the final victory point totals of all opponents faced by one player, then subtracting the lowest individual total. Example: If Michael faced Charlie (13 VP), James (11 VP), Will (6 VP), and received a Bye (0 VP); his SoS would be 30 (13+11+6+0-0=30.)

Super Bye – See Earned Bye.

The Next Generation property – Any *First Edition* card with the "Star Trek: The Next Generation" or "Star Trek: Generations" logo in the top right corner.

Victory Points (VP) – A measure of the relative success in each game. A player may earn between 0 and 4 victory points in each round of a tournament. The player with the highest victory point total at the end is the winner of the tournament.

Virtual Card – A card issued by the Continuing Committee and marked with a "V" rarity.

Virtual Promo Card – An alternate image or other printed version of a physical or virtual card and marked with a "VP" rarity. A virtual promo is not legal for sanctioned play unless it is marked as printable, or there exists an alternate version of the card that is legal in that card pool. Note that virtual promos are not legal for use in a tournament at all if the card pool specification explicitly excludes them (e.g. the Academy card pool.)

Voyager property – Any *First Edition* card with the "Star Trek: Voyager" logo in the top right corner.

Appendix A – Tournament Software Guide [UPDATED]

Registering a Tournament

To register a tournament, click on the "Tournaments" button at the top of any www.trekcc.org page. This takes you into the tournament section. Then, click on the "Add Tournament" button near the top of that page to load the tournament form. From here, you will need to fill in the relevant information.

First, the event information:

- Date & Time (must be registered at least 24 hours before it is due to take place.)
- Edition – *First Edition*, *Second Edition* or Tribbles.
- Format Information – Tournament Format, Card Pool, Rules Set, and (optional) Scenario.
- Number of Rounds (and whether or not there will be a final confrontation.)
- Pairing style – usually Swiss. More information on alternate pairing styles is detailed below.
- League Event – if you are a current League Director, you'll see an additional option to flag the tournament as a league event.
- Primary TD – this is the person running the event. Typically, the person entering the event information.
- Secondary TD – (optional) this is used to give an additional person database access to the tournament. In most cases, it can be left blank. When a league event is run by someone other than the League Director, the League Director should be set as the Secondary TD so that they may flag the tournament as a league event.

Then, the venue details:

- Region – if you are not sure which region you are in, you can look it up at www.trekcc.org/regionhq/
- Host – If you are using a venue where events have previously been run, select the name of the venue to automatically fill in the venue address. If you are using a new venue, select "New Host Location," and then fill in the address manually. (Note: tournaments at a new venue may take up to 24 hours to appear in the tournament system, as the new venue needs to be verified before it can be made visible.)
- Phone Number and Email Address – so players can contact you regarding specific event details.

Finally, fill in the event details:

- Discussion thread – if you create a discussion thread for the tournament, enter the thread number, found in the URL after 't=', from the website address.
- Entry fee (if applicable)
- Special Rules – if deck lists are required and/or if pre-registration is required due to space constraints.

Once this is complete, click on "Submit Event" and your tournament is ready to go.

Editing a Tournament

Should you need to change any details of a tournament in the system, you may do so at any time including after the tournament has ended. Just click on the "My Tournaments" button in the tournament section of the website, find the appropriate tournament, and click "Edit." Apart from the date / time the event transpired, you may change any of the details listed (e.g. if you need to change the number of rounds because you played more or less than expected.) However, any changes to the date / time must be made at least 24 hours before the tournament is set to take place.

Entering Tournament Results

Once your event is complete, you'll need to enter the tournament results. Click on the "My Tournaments" button in the tournament section, find the appropriate tournament, and click "Add / Remove Players." This will take you to a page that shows all players that had pre-registered for your event. If any of them didn't participate, you can click the "Remove Player" link next to their name to remove them from the list. Then, you should add the name and / or forum handle of each player that did not pre-register (as cited on their respective scorecard.) This information is used to find the participants in the global player database. Once you click the "Add Players" link, the system will attempt to look up and add any players that you listed. Any players that it finds will be highlighted, so that you can verify they are the correct player. Any players that it can't find will appear below the player list so that you can try again to find them, or so that you may create a new account for them (if it is their first Continuing Committee tournament.) Once you have a list of all the players that participated, click on the "Add Results" link near the top of the page.

Tournament results can be entered in one of two ways: one player at a time or round by round. If you wish to enter results one player at a time, you will notice that as you get towards the end of the list of participants some information will become filled in for you based on the data you had previously entered. In this manner, you will not need to enter the same match results twice. This process should appear similar to your scorecards and makes it easy to fill in results after a tournament. The second option is to click on "Switch to By Round Mode" and enter the results one round at a time. This option is especially useful when you are running the tournament live. In this instance, the tournament system will sort and pair up the players after each consecutive round based on their respective Victory Point totals. However, Tournament Directors should use caution and verify that the players have been paired up correctly (i.e. ensure that no participant had previously played their next scheduled opponent) before announcing the pairings.

Once you have finished entering all the results, you will be given a final chance to confirm that everything is correct. Verify that the final Victory Point and Differential totals match what you believe they should, confirming that you did not make any typos. You can then submit the tournament for processing. If you have entered the results within a week of the actual event date, the tournament should process, and you can see the ratings changes for the participants immediately. If you have waited longer than that, the tournament will instead enter an "Awaiting Processing" status. This indicates that you have waited too long, and the ratings changes could be incorrect now. The "Awaiting Processing" status is very common when entering results for Online events and should not be discouraging. The tournament software simply needs to verify that none of your participants have played in another tournament since then, as your event's results would affect their ratings at both tournaments. Your event will be automatically processed the next time the Continuing Committee completes a full refresh of the tournament ratings system.

Final Confrontation

If your tournament has a final confrontation, you will get a prompt asking who won the final confrontation after you have entered all the tournament results. This player will then be designated as the tournament winner, regardless of their score relative to the other players.

Alternate Pairing Styles (Single Elimination or Modified McIntyre)

If you are running an Elimination-style tournament, instead of selecting "Swiss" in the Pairing Style drop-down menu, you will need to select the appropriate option. For reference, these are Single Elimination, Modified McIntyre or Single Elimination with Play-in. If you have selected one of these options, players will not be able to pre-register for the event as the system assumes that there is a qualifying event to determine these bracket seedings. When you enter the "Add Players" screen, you will have to assign seed values to each player. Please ensure that you are using the standard pairings as outlined in Section 10.2 of the Organized Play Guide, or the table layout will not work properly. As you enter tournament results and players are eliminated, assign those players a "Missed Game" (MG) for subsequent rounds they did not participate in.

Tribbles Events with Multiple Tables

If you are running a large Tribbles event and have more than eight players, you will need to split your players across multiple tables. It is important that the following steps are precisely followed when entering the results into the system, so that league points and/or championship badges can be correctly assigned to the players:

1. Ignore the original Tribbles event to start with and create one additional new Tribbles tournament for each table of players at the event. These tournaments should be scheduled for the same date, time, and location as the original event. The system will allow you to do this by overriding the usual 24-hour registration period.
2. These new tournaments should be treated as qualifying heats. Enter the round 1-5 results for each table as if it were a separate tournament in the system.
3. Edit your original tournament listing, to set the time for one hour later and change the Pairing Style to "Tribbles Finals." This tournament will be used to determine the final player positions. League points and/or championship badges will be awarded based on this tournament only (and not the qualifying heat events.)
4. Add all the players to the "Tribbles Finals" tournament and assign each player a seed number based on which table they qualified for. So, the "top table" players would all be Seed 1, the next highest ranked players would all be Seed 2, etc.
5. Enter the round 6-10 results for everybody into the Finals tournament. The system will then rank players by seed and then by points scored. This means that the highest scoring player at the top table (Seed 1) will win the tournament, even if players from other tables got a higher total than them in the second round, and the lowest scoring player at the top table will rank immediately above the highest scoring player at the second table.

Appendix B – Tournament Code of Conduct [NEW]

Introduction

This Code of Conduct is a guideline for Tournament Directors to determine the appropriate penalty for an infraction during a sanctioned tournament. If this document does not fully address a certain circumstance, the Tournament Director should use these guidelines as a basis for its penalty, adjusting for the severity of the infraction in question. These guidelines were designed to protect players from the negative experiences that are associated with misconduct. All penalties in this document assume that the infraction was unintentional, unless otherwise specified. If there is evidence that the infraction was intentional, the penalty should be upgraded by one level.

When a penalty is issued, the Tournament Director must inform the offending player, take the action prescribed by the specific penalty description, and execute the actions warranted by a penalty of that level. Abuse of these regulations should be considered Contempt (refer to Section C) and commensurate penalties may be issued as such. Repeat infractions of any given regulation should have their penalty upgraded by one level per infraction. Also, when conditions that would lead to a penalty are discovered before an event begins, a Verbal Warning (Level 0) should be issued, and the error should be corrected before the event begins, if possible.

Tournament Director Expectations

A Tournament Director's primary responsibility is the integrity of each tournament they runs. They are required to be proficient in the rules of the game they are hosting (*First Edition*, *Second Edition*, or *Tribbles*) and must adhere to The Continuing Committee guidelines set forth in the *Organized Play Guide*. The various rules documents are a Tournament Directors primary resource when making rulings in their events. Absent a clear precedent, Tournament Director's must use sound judgment when making a new ruling and said ruling is binding for the remainder of the event unless evidence sufficient to overturn the ruling is presented.

Tournament Directors will not interfere in any games in progress, whether intentionally or unintentionally. Intervention in a game in process is only warranted if a player asks for a resolution, or if a player exhibits behaviour that would otherwise warrant a penalty.

Penalties

The Continuing Committee defines five levels of penalties to be used in *First Edition*, *Second Edition*, and *Tribbles* CCG sanctioned tournaments. For reference, these are outlined below as follows:

- Level 0 [Verbal Warning] – This penalty should not be recorded and is reserved for the most minor infractions.
- Level 1 [Written Warning] – This penalty (and all higher-level penalties) should be recorded on the offending player's score card.
- Level 2 [Turn Loss] – When a player receives this penalty, it is assessed the next time that player would begin their turn. Their opponent begins a new turn instead, and missed turns caused by this penalty are not considered by game text that refers to the number of turns completed by either player. If issued after a round's time expires, the player's opponent receives another turn after the last turn.
- Level 3 [Game Loss] – If the offense occurs during a game in progress, the offending player receives a Full Loss applied immediately, and the opponent of the offending player is issued a Full Win. If the offense occurs between games, apply the game loss to the offending player's next game. Their next opponent will be awarded a Full Win.
- Level 4 [Disqualification] – This penalty is reserved for the most serious offenses. A disqualified player is immediately dropped from the tournament in progress, dismissed from the tournament venue, and all prizes are forfeited. If the offense occurs during a game in progress, the disqualified player receives a Full Loss applied immediately, and the opponent of the disqualified player is issued a Full Win. Disqualifications must be reported to the Tournament Director's current Continental Coordinator and the Director of Organized Play.

Index of Penalties

- A. Procedural Errors
 - A1. Minor [Level 0]
 - A2. Major [Level 1]
 - A3. Severe [Level 2]
- B. Misconduct
 - B1. Minor [Level 1]
 - B2. Major [Level 2]
 - B3. Severe [Level 3 – Level 4]
- C. Contempt
 - C1. Deception [Level 4]
 - C2. Collusion [Level 4]
 - C3. Stalling [Level 1]
- D. Deck Errors
 - D1. Illegal Deck [Level 2]
 - D2. Illegal Deck list [Level 2]
 - D3. Non-Random Presentation [Level 0]
 - D4. Marked Cards [Level 1]

A. Procedural Errors

A1. Minor [Level 0]: A minor procedural error occurs when a player performs an unintentional, disruptive action at the tournament that does not seriously inhibit the event's progress. *Examples: A player leaves the tournament area prior to reporting their score to the Tournament Director or presents their deck to the Tournament Director for a deck check without uniform card orientation.*

A2. Major [Level 1]: A major procedural error occurs when a player performs an unintentional, disruptive action at the tournament that inhibits the event's progress. *Examples: A player spills a beverage on their game in progress, or otherwise damaged cards as to make them noticeably different from the other cards in their deck.*

A3. Severe [Level 2]: A severe procedural error occurs when a player performs an unintentional, extremely disruptive action at the tournament that severely inhibits the event's progress. *Examples: A player places an opponent's card in their deck after the completion of a round and discovers the error after the next round's games have begun. A player that is severely delinquent from the start of a round of play at a tournament in progress may also receive this penalty.*

B. Misconduct

B1. Minor [Level 1]: Minor misconduct is behaviour that may be disruptive to a person at the tournament but does not hinder the operation of the tournament in any way. *Examples: Profanity or offensive speech, unreasonable demands made of the Tournament Director, or displaying offensive material.*

B2. Major [Level 2]: Major misconduct is behaviour that is disruptive to a person or persons at the tournament (including the Tournament Director) but does not significantly hinder the operation of the tournament in any way. Major misconduct also does not involve any form of unwanted physical contact nor cause emotional distress. *Examples: Failing to follow a Tournament Director's instructions, demanding that a penalty be issued for an opponent, or wilfully observing other games in progress against the expressed wishes of the game's participants.*

B3. Severe [Level 3 – Level 4]: Severe misconduct is behaviour that is disruptive to a person or persons at the tournament (including the Tournament Director) that does significantly hinder the operation of the tournament. Major misconduct also may involve some form of unwanted physical contact and / or may cause emotional distress. When issuing this penalty, the Tournament Director must decide whether or not to allow the offending player(s) to continue in the event. *Examples: Coercion, excessive arguing with a Tournament Director after a ruling has been made, physically assaulting another player or the Tournament Director, or making threatening remarks towards another player or the Tournament Director.*

C. Contempt

C1. Deception [Level 4]: Deception is defined as any intentional subversion of any game rules, tournament guidelines, or procedural methods designed to give a player an advantage in a game. There must be sufficient evidence of the player's intent when issuing this penalty. *Examples: Using a false identity when registering for a tournament, misrepresentation of game results, false shuffles, any covert card manipulation (i.e. sleight of hand) that changes a card's position or orientation (or reveals its identity if hidden), or otherwise illegally gaining advance knowledge of game conditions.*

C2. Collusion [Level 4]: Collusion is defined as the collaboration (or attempted collaboration) of one or more players to subvert a game's natural result. There must be sufficient evidence of the collaboration when issuing this penalty. *Examples: Offering an opponent compensation to concede or play poorly in a game, reporting predetermined results of a game, or attempting to bribe the Tournament Director to change a round's pairings and / or a game's result.*

C3. Stalling [Level 2]: Stalling is defined as intentionally playing slowly or using repetitive game functions to take advantage of a round's time limit. Tournament Director's must personally observe this behavior for at least 20 seconds before issuing this penalty. *Examples: Flying a ship back and forth between two missions, beaming personnel to and from a location repeatedly, closely examining familiar dilemmas, or a lengthy indecision about which personnel to include in a mission attempt.*

C. Deck Errors

D1. Illegal Deck [Level 2]: A player has an illegal deck when one of the following conditions is true:

- The deck contains an illegal number of cards
- The deck contains cards illegal in that format
- The deck contains cards that would make the deck illegal because it would violate a game rule (such as the three-card limit rule in *Second Edition*.)
- The deck's contents do not match the deck list

Note that if a deck list is required, this penalty should only be enforced if penalty D2 (cited below) was not.

Examples: A deck that includes Data, Lucasian Chair in Second Edition when the deck list says it contains Data, Aspirer; a Traditional format deck that includes Q's Tent: Civil War in First Edition; or a dilemma pile that includes four copies of Hard Time in a standard format Second Edition tournament.

Following the discovery of an illegal deck, players must modify the contents of the deck and / or the dilemma pile to correct the error. These changes must be completed by the beginning of the next round. This penalty is waived if the player's previous opponent received an A3 penalty for retaining that player's cards.

D2. Illegal Deck list [Level 2]: This penalty only applies to tournaments in which deck lists are mandatory and periodic deck checks will occur. A player has an illegal deck list when one of the following conditions exists:

- The deck list contains an illegal number of cards
- The deck list contains cards illegal in that format
- The deck list contains cards that would make the deck illegal because it would violate a game rule (such as the 13-card maximum in a Q's Tent in *First Edition*.)
- The deck list's contents do not match the deck

Examples: A deck list that cites Data, Lucasian Chair in Second Edition when the deck itself contains Data, Aspirer; a Traditional format deck list that includes Q's Tent: Civil War in First Edition; or a dilemma pile that cites four copies of Hard Time in a standard format Second Edition tournament.

Following the discovery of an illegal deck list, players must modify the contents of the deck and / or the dilemma pile to match the deck list. These changes must be completed by the beginning of the next round.

D3. Non-Random Presentation [Level 0]: A player receives this penalty for failing to randomize their deck or dilemma pile before presenting those cards to their opponent for a cut. *Examples: After downloading a card, a player presents their deck for a cut without shuffling or otherwise randomizing the deck's contents beforehand.*

D4. Marked Cards [Level 1]: Cards or card sleeves that are not uniform in their face-down appearance are considered marked. If the marked cards all have a similar quality, this can be considered evidence towards a C1 penalty. *Examples: A player's old card sleeves are worn out so they no longer appear uniform; every ship card in a deck has a bent corner whereas no other cards show similar marks; a player's unsleeved non-foil cards lay flat while some foil cards have a slight curl.*

After issuing this penalty, the offending player must be able to modify their deck so that all cards have the same uniform face-down appearance. A player with unsleeved marked cards must be able to replace the marked cards with unmarked copies or sleeve the entire deck and / or dilemma pile, as needed.